

Industrial Weighing

2026



Scale Indicators
Software and Services
Compact and Special Scales
Weights and Accessories
Weigh Modules, Load Cells and
Level Sensors
Vehicle Scales
Weighing Platforms
Parcel and Pallet Weighing
Dimensioning and Scanning

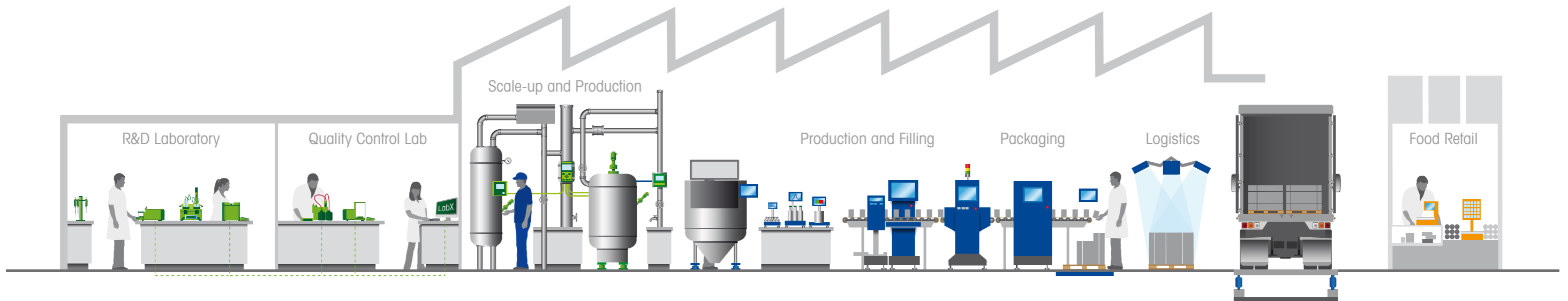


Solutions to Maximize Yield Compliant Weighing and Measuring

METTLER TOLEDO

Providing Solutions Across Our Customers' Value Chains

Explore Our Weighing Solutions
For the Industrial Environment
Flip to page 8 >>>



R&D Laboratory

Our precise instruments are the foundation of research and quality control labs all over the world. High-performance weighing solutions offer a basis for solid R&D results. Pipettes are an essential tool for life science research. Thermal analysis instruments help to improve materials and their thermal behavior. Automated chemistry solutions accelerate the development of new chemicals.

Quality Control Lab

Quality control relies on fast and precise analytical measurement as well as good data management. Our analytical balances, titrators, pH meters, density meters, refractometers, melting point meters, pipettes, and UV/VIS spectrophotometers can be tailored to each customer's application and provide a fully documented workflow for every quality control lab.

Scale-Up and Production

Our sensors for measuring critical liquid analytical parameters, such as pH and oxygen levels and water conductivity and resistivity as well as total organic carbon, enable pharmaceutical, biotech, and other companies to continuously ensure product quality and meet regulatory standards. Our transmitters and connectivity solutions make data collection and integration into control systems efficient and flexible.

Production and Filling

We offer highly robust and durable industrial scales and scale indicators in all sizes, formats, and capabilities to monitor and control various manufacturing processes including applications for counting, formulation, and weight-based quality control. Software programs help increase productivity, improve product quality, and enhance the yield of manufacturing processes.

Packaging

Product inspection solutions help to safeguard product quality, safety, and integrity, inside and out. Our systems for metal detection, checkweighing, x-ray, and vision inspection provide confidence that product quality is maintained, compliance with industry standards is achieved, and consumers and brands are protected.

Logistics

Our vehicle scale systems offer the highest level of accuracy and can prevent unexpected downtime thanks to the unique design and remote diagnostic capabilities. For express and freight carriers, in-motion weighing and dimensioning solutions provide revenue recovery opportunities at the highest throughputs and read rates.

Food Retail

From retailers' receiving docks to their checkout counters, we enhance efficient handling of fresh goods with weighing, packaging, pricing, wrapping, and labeling solutions. Connected scales greatly facilitate in-store marketing, fresh item management, promotions, and more.

Check our solutions:
www.mt.com



Find Your Solution Maximize Your Yield

“ Since partnering with METTLER TOLEDO, we have seen an increase in our yield, which has led to a boost in our operating profits. ”

Production Manager, Manufacturing Plant



What Do We Mean When We Say, “Maximize Your Yield?”

No matter what you manufacture, formulate or fill, your goal is to get the most out of your production processes while still delivering quality to your customers.

Accurate weighing helps – but we deliver more than just weighing equipment. We offer total system solutions with value-added features that help boost your productivity, ensure product quality, enable high uptime, and more.

Discover your ideal solutions:
▶ www.mt.com/Industrial

8 Key Factors That Enhance Yield – Get the Most Out of Your Process



Increase Productivity

Enable efficiency in production, whether manual or automatic, and ensure every step has a purpose.



Maximize Uptime

Boost equipment uptime with solutions that don't fail and actively alert to maintenance needs.



Ensure Quality

Eliminate bad batches and waste by ensuring high quality is achieved every time.



Enhance Visibility

End-to-end connected weighing solutions offer visibility for informed decision-making and traceable results.



Guarantee Compliance

Right-the-first-time processes and proper documentation help you to ensure regulatory compliance.



Improve Safety

Prioritize the enhancement of safety to protect operators, equipment, and processes from physical harm.



Promote Sustainability

Embed sustainable practices in production to minimize waste and promote resource conservation.



Optimize Security

Strengthen data and digital asset security to enable privacy and protection in production.

Maximize Machine Performance Simplify Your Job

What Do We Mean When We Say, "Simplify Your Job?"

For multinational companies or machine builders serving customers worldwide, we offer global and local partnership, no matter where you do business.

Our comprehensive consulting and extensive weighing portfolio are available to help you simplify your job. Globally approved weighing devices enable you to standardize your weighing solutions and deliver a reliable value to your customers or production facilities around the world.

Discover your ideal solutions:
▶ www.mt.com/Industrial

“Our engineers, service technicians and sales team are all seeing benefits from the METTLER TOLEDO solutions.”

Project Managers, EPC Company



5 Ways We Can Simplify Your Job – Optimize Resources on Every Project



Parcel Dimensioning

TLD850 Static Parcel Dimensioner

Easily capture dimensions, weight, and barcode information of parcels and irregularly shaped objects.

Page 276



Page 226

Tank Level Detection

SLL210 AnyLevel™ Sensors

Connect new and existing scales to OPC UA and MQTT networks.

Hazardous Area Weighing



Page 50

IND500x Weighing Indicators

Optimize your manual, automatic or semi-automatic processes in hazardous areas with an advanced, intrinsically safe indicator.

Bench Scales and Platforms



Page 82

BBA639/BBD659 Hygienic Bench Scales

Leverage exceptional hygienic design and impact-resistant durability in any weighing environment.



Floor Platforms

Page 140

PHD779 Hygienic Floor Scales

Combine the power of POWERCELL® technology with our fully optimized hygienic design.

Bench Platforms

PBD659 Hygienic Bench Scale Platform

Streamline cleaning and ensure compliance with an optimized hygienic platform design.

Page 128



Page 242

Automated Precision Weighing

SPD Weigh Modules

Enable simple integration and save valuable machine space with multi-line weighing for higher capacity battery filling applications.

A Choice of New Products For Industrial Applications

Scale Indicators



Page 26

IND700 Weighing Indicators

Optimize your weighing system and maximize process control with multi-scale connectivity.



Page 24

IND400 Weighing Indicators

Description: Enhance your operation and data security without changing your workflows, protected by durable IP65-rated aluminum die cast or IP69K-rated stainless steel housing.

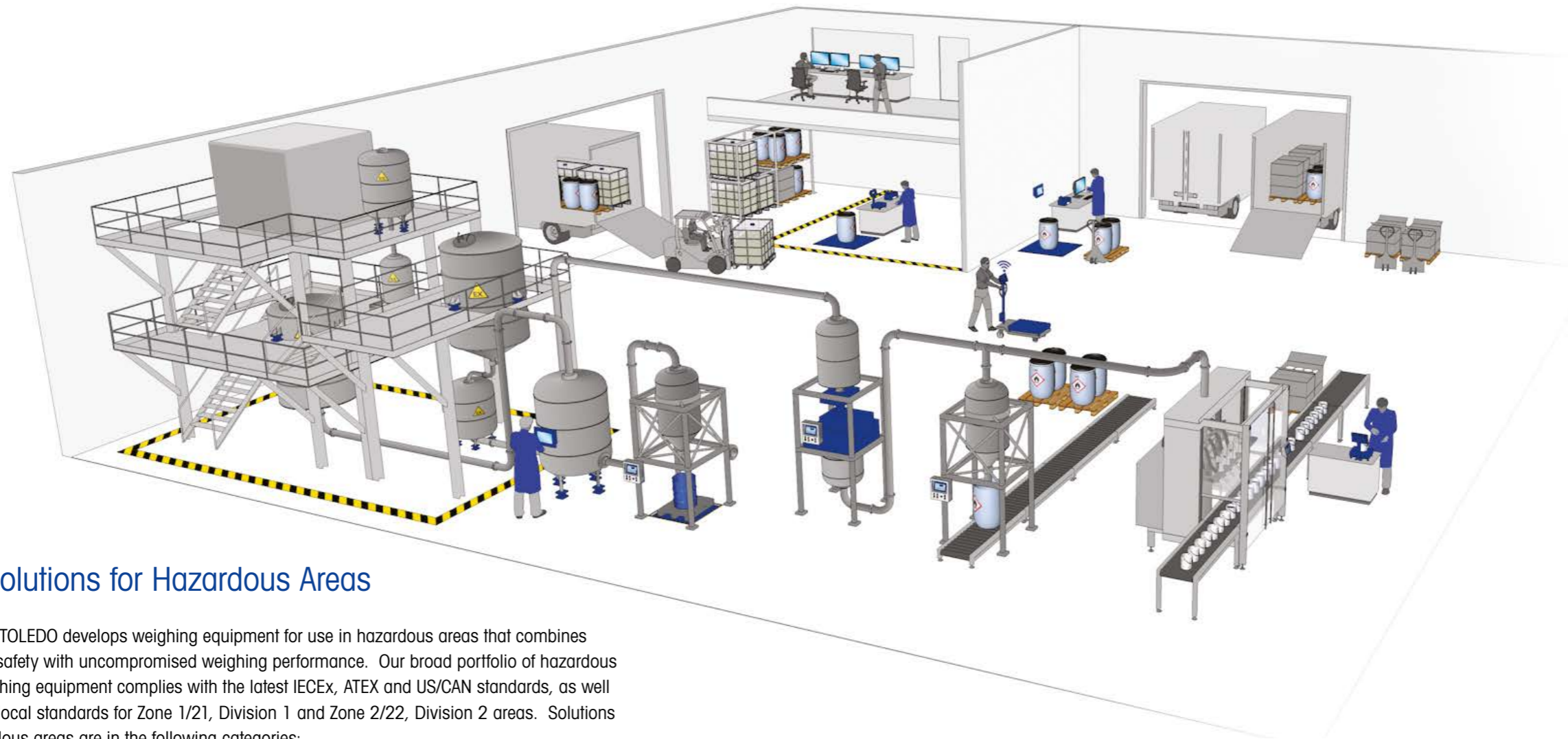
Competence for Safe Manufacturing Solutions for Hazardous Areas

Explosive areas require special considerations, but performance doesn't need to be compromised. Our complete range of solutions for weighing in hazardous areas helps optimize operations, accelerate processes, improve product quality and comply easily with the latest regulations.

► www.mt.com/hazardous



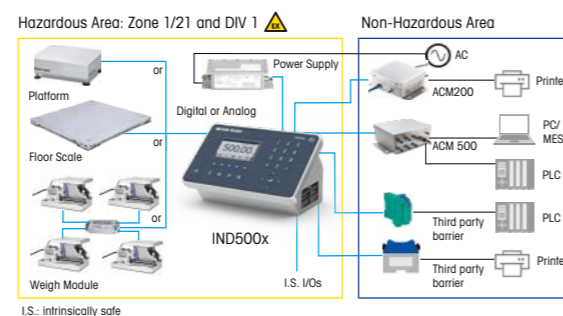
Throughout the catalog, hazardous-area-approved equipment is accompanied with the yellow Ex triangle.



Our Solutions for Hazardous Areas

METTLER TOLEDO develops weighing equipment for use in hazardous areas that combines excellent safety with uncompromised weighing performance. Our broad portfolio of hazardous area weighing equipment complies with the latest IECEx, ATEX and US/CAN standards, as well as many local standards for Zone 1/21, Division 1 and Zone 2/22, Division 2 areas. Solutions for hazardous areas are in the following categories:

- Weighing Modules and Load Cells
- Weighing Platforms (Bench and Floor)
- Weighing Transmitters, Scale Indicators
- Communication Modules, Barriers
- Vehicle Scales
- Services



Our Competence in Hazardous Areas

For more information about how to stay compliant and efficient in classified hazardous areas, check out our Hazardous Area Resource Portal. It offers a range of tools, such as white papers, guides, posters, and webinars that help you to comply more easily and efficiently with global hazardous area regulations and standards.

► www.mt.com/ind-hazardous-compliance



1

Industrial Scale Indicators, Indicator Software and Transmitters

Page 16 – 61



4

Floor, Low-Profile and Platform Scales

Page 130 – 161



2

Software

Page 62 – 75



5

Scales for Special Applications


Page 162 – 189



3

Bench Scales and Platforms

Page 76 – 129



6

Accessories

Page 190 – 197



7

Weigh Modules, Load Cells and Level Sensors

Page 198 – 229



10


Parcel and Pallet Dimensioning, Weighing and Scanning (DWS)

Page 266 – 281

8

Automated Precision Weighing

Page 230 – 247



11


Service

Page 282 – 305

9

Vehicle Scales

Page 248– 265



12

Test Weights

Page 306 – 315

Industrial Scale Indicators, Indicator Software and Transmitters

Indicators for Workplace Weighing

Intuitive, Flexible and Accurate 18

Indicators – Compare the Models 20

IND400 – Productivity through Intuitive Use 24

IND700 – Control for Your Weighing Process 26

Automation Weight Indicators

Integrate with Ease 28

Automation Indicators – Compare the Models 30

IND360 – Fastest Automation Made Easy 32

Multitude of Applications – High Performance Control 34

Dynamic Applications – Precise In-Motion Weighing 36

Fill and Dose Applications – Preprogrammed, Enhanced Precision 38

Rate Control Application – Precise Material Flow Control 40

Good Manufacturing Practice – Facilitating GMP Compliance 42

Smart Manufacturing – Harnessing IIoT for Operational Excellence 44

Scale Indicators for Hazardous Areas

Compliance and Safety 46

ATEX / FM Certified Indicators – Full Performance in Zone 2/22, Division 2 48

IND500xx – Safety in Zone 1/21, Division 1 50

Scale Indicators for Hazardous Areas – Compare the Models 52

Hazardous Area Indicator Accessories – Compare the Models 54

Barriers for Hazardous Areas – Compare the Models 56

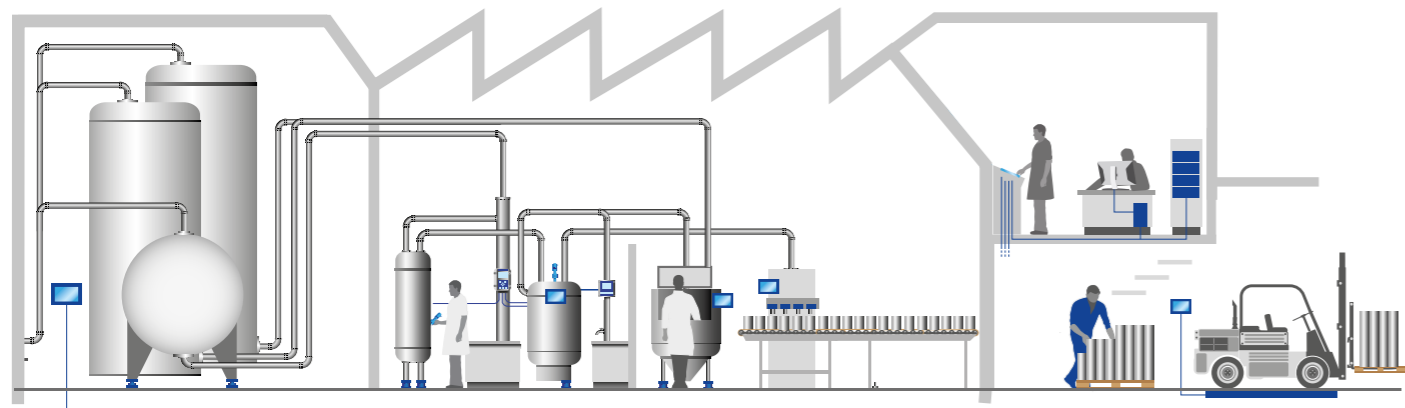
Vehicle-Weighing Indicators

Control Your Weighing Process 58

Vehicle-Weighing Indicators – Compare the Models 60



Our Solutions For Your Production



Indicators for Workplace Weighing


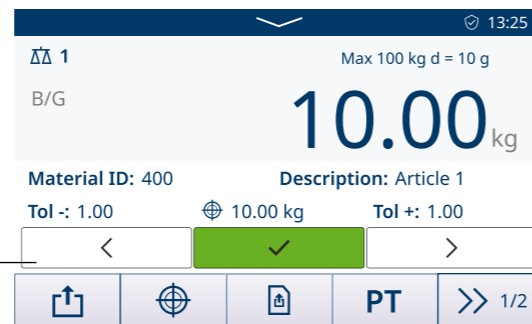
Intuitive, Flexible, and Accurate

Workplace indicators are designed for demanding industrial environments, offering fast processing to handle high material throughput efficiently. They seamlessly integrate with enterprise software through modern, secure IT communication interfaces. Our modern touchscreens are specifically engineered for easy operation, even when wearing gloves, allowing for high user-friendliness and flexibility in challenging working conditions.

► www.mt.com/ind-bench-floor




Many bench scales are used in manual working environments in which equipment ergonomics and ease of use impact operational productivity and quality. The scale indicators' vivid color HMI, multi-lingual operator messages, configuration menu, and responsive tactile keys maximize operator efficiency.



Hygienic and Harsh

The industrial design fits clean environments and endures heavy wash-downs or dry cleaning cycles common in pharmaceutical, chemical, food, and other manufacturing industries.



Analog or Digital Scale Bases

Indicators can be used with any analog, precision, POWERCELL, or laboratory scale offered across our portfolio, with ranges from micro-grams to several tons.

ID	Name	Status	Numeric Only	Preserve Prev. Value
01	Lot #	Enabled	Disabled	Enabled
02	Order #	Enabled	Disabled	Enabled
03	Vendor ID	Enabled	Disabled	Enabled
04	Ident D	Disabled	Disabled	Disabled
05	Ident E	Disabled	Disabled	Disabled
06	Ident F	Disabled	Disabled	Disabled
07	Ident G	Disabled	Disabled	Disabled
08	Ident H	Disabled	Disabled	Disabled
09	Ident I	Disabled	Disabled	Disabled
10	Ident J	Disabled	Disabled	Disabled

Operational Insight

MQTT, OPC UA, OpenAPI and other interfaces allow for convenient integration with enterprise software like MES, ERP, WMS, or DCS systems.



Peripherals

- Scan orders and recall materials
- Capture serial or batch numbers
- Identify containers or operators



Printer

- Connect a printer to label materials with adhesive QR codes for traceability.



Data+ (Data Management)

- Load data from multiple workplaces
- Verify integrity of data records
- Export data and create reports

Industry 4.0

- Map workplace data into enterprise UNS via MQTT, OpenAPI or OPC UA
- Manage user accounts through IT systems using Active Directory service or LDAP protocol

Indicators for Weighing Workplaces

Enhanced Weighing Productivity

The scale indicator is an important part of a complete weighing system. These scale indicators are operator-friendly and designed for various bench and floor-scale applications.

► www.mt.com/indicators






Operation: Precision

Watch Agent Sterling conduct a heist of the IND700 scale indicator to complete her team's POWERCELL® weighing system.



► www.mt.com/IND700

	IND930/970	IND700	IND400
	<p>Advanced formulation or quality control applications and platform for custom weighing solutions.</p> 	<p>High-end manual weighing workplace with multi-scale support and programmability (.NET) for custom applications and IT/OT integration in smart manufacturing</p> 	<p>Mid-range interactive indicator for manual weighing processes and ability for standard integrations into IT and OT environments (Modbus)</p> 
Applications	<ul style="list-style-type: none"> Manual multi-scale weighing transactions with rich peripheral support Formulation, over/under checkweighing, counting Custom solutions programming in ProWorks Studio (Microsoft .NET, C#) Advanced formulation or statistical quality control with networked software 	<ul style="list-style-type: none"> Manual multi-scale weighing transactions with rich peripheral support Formulation, over/under checkweighing, counting Custom solutions programming in ProWorks Studio (Microsoft .NET, C#) Truck weighing up to 4 channels and legal-for-trade sum scale (OIML, NTEP) 	<ul style="list-style-type: none"> Manual weighing transactions with standard workplace peripherals (readers, printers, etc) Manual filling/dosing, over/under checkweighing, counting Classifying, Workplace for SQC (REM)
Versatility	<p>★★★★☆ Manual multi-scale weighing workplace with superior HMI for advanced applications and custom solutions</p>	<p>★★★★☆ Manual multi-scale weighing workplace with analog, precision or POWERCELL technologies, sum scale, SICS scale, embedded weighing applications and .NET programming capability. Advanced and IT and OT integration capability.</p>	<p>★★★★☆ Manual weighing workplace with Analog, Precision or POWERCELL technologies and SICS reference balance. Supports peripherals</p>
Integration	<p>★★★★☆ Ethernet TCP/IP, Serial, USB, Discrete I/O, Profibus</p>	<p>★★★★☆ Ethernet TCP/IP, Industrial Ethernet with EtherNet/IP, PROFINET, Serial, USB and Discrete I/O, OPC UA</p>	<p>★★★★☆ Ethernet TCP/IP, Wi-Fi, Serial, USB OTG, Discrete I/O, Modbus, MQTT, OpenAPI (REST, websocket)</p>
Data Management	<p>★★★★☆ Database with rich material table, tare table, alibi table (LFT), transactional table memory and process data capturing capability</p>	<p>★★★★☆ Database with rich material table, tare table, alibi table (LFT), transactional table memory and process data capturing capability</p>	<p>★★★★☆ Database stores up to 5,000 articles, csv transaction and table file export, PDF reports</p>
Compliance Support	<p>★★★★☆ Alibi memory and IT Domain Integration for remote provisioning of security patches and updates</p>	<p>★★★★☆ Alibi Memory: Data Integrity with optional network time synchronization (NTP), transaction log, audit trail log, user authentication and authorization with MS Active Directory (LDAP), eSignature and configurable role definition. SHA256 secured data tables and PDF reports IT domain integration for remote provisioning of patches and updates.</p>	<p>★★★★☆ Alibi Memory: Data Integrity with optional network time synchronization (NTP), transaction log, audit trail log, user authentication and authorization (LDAP), eSignature and configurable role definition. SHA256 secured data tables and PDF reports</p>
Display	10", 15", or 19" LED	7" capacitive touchscreen, 800 x 480 pixels.	5" high-resolution capacitive touch graphic display, TFT anti-glare 127 mm 5" capacitive touchscreen, 800*480 pixels
Keypad	Resistive touchscreen, function keys on 15" HMI	Configurable application touchscreen keys and CPTZ (Clear, Print, Tare, and Zero) touch keys	Capacitive touchscreen, Membrane keyboard for Print, Tare, Clear, Zero and 5 Softkeys
Scale Interface	<p>Analog Scale Interface: Up to 4 Analog scales Precision Scale Interface: Up to 4 SICSpro scales IDNet Scale Interface: Up to 4 IDNet scales POWERCELL: Up to 2 PowerDeck™ scales or 8 PowerMount™ or PDX cells Remote SICS Scale: Up to 4 SICS scales</p>	<p>Analog Scale Interface: Up to 2 analog scales (8*350 Ohm, 10V excitation, 1 kHz sampling) Precision Scale Interface: Up to 2 SICSpro scales POWERCELL: Up to 4; PowerDeck™, PowerMount™, or POWERCELL® PDX® scales from daisy chain network with up to 24 cells, GDD load cells Remote SICS Scale: METTLER TOLEDO balance over Ethernet TCP/IP, Serial, or USB</p>	<p>Analog Scale Interface: 1 scale (8*350 Ohm, 5V excitation) Precision Scale Interface: 1 SICSpro scale POWERCELL: 1 PowerDeck™ scale Remote SICS Scale: METTLER TOLEDO balance over Ethernet TCP/IP, Serial or USB POWERCELL: 1x PowerDeck™ scale</p>
Communication Interface	<p>IT Interfaces: Ethernet TCP/IP, USB, RS232/422/485 PLC Interfaces: Profibus DP</p>	<p>IT Protocols: FTP, sFTP, SICS, Shared Data, MT Continuous, CPTZ, ASCII Output Template, ASCII Input Template. IT Interfaces: Ethernet TCP/IP, USB 2.0 and USB 3.0 Host, RS232/422/485 PLC Interfaces: EtherNet/IP, PROFINET and Profibus DP PLC Protocol: Standard Automation Interface (SAI) 2 or 8 block format Automation Drivers/Files: EDS (Ethernet/IP), AOP (Ethernet/IP), GSDML (PROFINET), and Faceplate (Studio 5000)</p>	<p>IT Protocols: MQTT, OpenAPI (REST, websocket), SICS, ASCII Output Template, ASCII Input Template IT Interfaces: Ethernet TCP/IP, WiFi, USB OTG (Device and Host), RS232/422/485 PLC Interfaces: Modbus TCP</p>
Housing	Stainless steel. Wall, desk, or panel mount adapters.	Stainless steel. Wedge or Harsh options with column, front, or wall mount adapters.	Stainless steel electropolished enclosure. Wedge with desk, panel, or wall mount adapters and aluminum diecast enclosure.
IP Protection	IP69k	IP69k	IP69k (stainless steel), IP65 (aluminum diecast)
Power	100 – 240 VAC	100 – 240 VAC	100 - 240 VAC, External battery, Internal chargeable battery
More Information	www.mt.com/IND930 or www.mt.com/IND970	www.mt.com/IND700	www.mt.com/IND400

Requirement fulfillment scoring: ★★★★★ very good ★★★★☆ good ★★★☆☆ fair ★★☆☆☆ limited ★☆☆☆☆ none

Indicators for Weighing Workplaces

Provide Enhanced Weighing Productivity

The scale indicator is an important part of a complete weighing system. These scale indicators are operator-friendly and designed for various bench and floor-scale applications.

► www.mt.com/indicators







Metal Keypad Option for ICS689

Watch the video to learn more about our full stainless steel keyboard ensuring hygienic weighing in demanding environments. Easy to clean, easy to operate and very responsive.



► www.mt.com/ICS689

	ICS6__ Premium scale indicator for sophisticated applications. 	ICS4__ Advanced scale indicator for challenging applications. 	IND246 Basic weighing plus multiple application software apps included. 	IND231/236 Cost-effective scale indicator with no compromise in performance. 
Applications	<ul style="list-style-type: none"> Intuitive counting, totalizing and manual formulation Advanced checkweighing and portioning Fast classifying and average weighing 	<ul style="list-style-type: none"> Accurate counting and totalizing Advanced checkweighing and portioning Fast average weighing 	<ul style="list-style-type: none"> Simple over/under checkweighing Simple counting 	<ul style="list-style-type: none"> Simple over/under checkweighing Simple counting
Versatility	★★★★★ Multiple advanced applications software included	★★★★☆ Multiple application software included	★★★★☆ Multiple application software included	★★★★☆ Multiple application software included
Integration	★★★★☆ Serial, Ethernet TCP/IP, USB, Digital I/O	★★★★☆ Serial, Ethernet TCP/IP, USB, Digital I/O	★★★★☆ Serial, Ethernet TCP/IP, USB, Digital I/O	★★★★☆ Serial, USB, Digital I/O
Data Management	★★★★☆ Database stores up to 5,000 articles, csv transaction and table file export	★★★★☆ Database stores up to 100 articles, csv transaction and table file export	★★★★☆ .csv transaction and table file export	★★★★☆ 5 pre-defined print templates
Compliance Support	★★★★☆ Alibi memory and user management functionality	★★★★☆ Alibi memory and user prompting functionality	★★★★☆ Scale statistics, logs, password	★★★★☆ Password protection
Performance Optimization	★★★★☆ Versatile HMI with softkeys, templates and transaction memory	★★★★☆ Versatile HMI with softkeys and templates	★★★★☆ Quick navigation, pre-configured templates, SD memory card	★★★★☆ Simple navigation
Display	Graphic LCD display with 3 display layouts, colorWeight® functionality	Color TFT (320x240) with 3 display layouts, colorWeight® functionality	240 x 96 backlit transfective graphic LCD	Bright, 40 mm height weight display
Keypad	Tactile membrane keypad with 4 x assignable softkeys, scale function keys, and alphanumeric keys; Optional metal keypad available on ICS689 for unmatched ruggedness and hygienic performance	Tactile membrane keypad with 4 x assignable softkeys, scale function keys and numeric keys. Optional metal keypad available on ICS429 for unmatched ruggedness and hygienic performance	Tactile with 1 x assignable function key and alphanumeric keys	Tactile with 2 x assignable function keys
Scale Interface	4 x analog or SICSpro digital	2 x analog or SICSpro digital	1 x analog or 1 PowerDeck	1 x analog scale, up to 4 x 350 ohm
Communication Interface	1 x RS232 standard and 3 optional, RS232, RS422/485, USB device, USB host, Ethernet, Digital I/O	1 x RS232 standard and 1 optional RS232, RS422/485, USB device, USB host, Ethernet, Digital I/O	1 x standard RS232/422/485, optional USB device, RS232/485, Ethernet TCP/IP, Digital I/O	1 x RS232 standard, optional USB device, RS232/422/485, Digital I/O
Housing	Stainless steel or aluminium die-cast	Stainless steel or aluminium die-cast	Stainless steel	Polymer or stainless steel
IP Protection	IP54, IP65, IP67, IP69k	IP54; IP65, IP67, IP69k	IP66	IP54 (polymer) or IP66/67 (stainless steel)
Power	90 – 240 VAC or chargeable in complete line	90 – 240 VAC or rechargeable battery	100 – 240 VAC or rechargeable battery	100 – 240 VAC or rechargeable battery
Software Applications	Counting, checkweighing, totalizing, average weighing, Pick and Pack, Speedweigh, CableFree weighing	Counting, checkweighing, totalizing, average weighing	Animal weighing, counting, peak weight, checkweighing, vehicle, accumulation	Animal weighing, counting, checkweighing, accumulation, remote display mode
More Information	www.mt.com/ICS6	www.mt.com/ICS4	www.mt.com/IND246	www.mt.com/IND231-236

Requirement fulfillment scoring: ★★★★★ very good ★★★★☆ good ★★★★☆ fair ★★★★☆ limited ★★★★☆ none

IND400 Weighing Indicator

Productivity through Intuitive Use

The IND400 family of weighing indicators delivers an intuitive user experience and secure data access, packaged in a simple graphical touchscreen display. Whether you have basic weighing processes or more complex applications, the IND400, available in stainless steel or aluminum, allows you to upgrade your operation without reimagining your workflows to maximize your productivity and be audit-ready anytime.

► www.mt.com/IND400

Mid-Range Interactive Weighing Indicator

The IND400 is a capacitive touch instrument designed to reduce waste and improve production efficiency. Optimize your processes with state-of-the-art UI/UX, robust and secure communication interfaces, and a weight application package designed to meet the needs of your specific industry and workflow.



Faster Operation, Fewer Errors

Eliminate historic headaches of tedious training, operator fatigue, and slow startup. The touch interface speeds up parameter settings and navigation, while the user-friendly UI presents clear and intuitive weighing results, and optional pre-built weighing applications reduce startup complexity.



Make Data-Driven Decisions

Visualize the full production picture to make data-driven, timely decisions for your most critical processes. With flexible communication options, you can easily connect the IND400 to your ERP, MES, or PLM system and exchange data between devices.



Design, Print, Deliver

With IND400's built-in software, customize your material labels or tickets to meet your unique needs and modify them as you go; no expertise or PC is required. By modifying existing templates, you eliminate the need for creating new designs from scratch, saving time and reducing operational costs.

Data Integrity Feature Bundle

Be Audit-Ready Any Time

Designed according to ALCOA++ principles and GMP regulations, the IND400 safeguards data integrity throughout the weighing data lifecycle. Its user-friendly features simplify compliance through on-demand and verifiable documentation and reporting in PDF or encrypted CSV format. Audit trails track every action and change made within the indicator, attributing them to specific users to promote accountability and transparency, making it clear who performed each action and when.

IND700 Weighing Indicator

Manual and Semi-Automatic Application

IND700's interactive graphical interface enhances visibility, making it easy to read values at a glance, navigate menus quickly, and execute tasks efficiently – even for new employees. Designed for optimized visual ergonomics and intuitive operation, the IND700 provides consistent performance that boosts productivity.

► www.mt.com/IND700

Multi-Scale Weighing Indicator

The Windows-based IND700 multi-scale weighing indicator offers diverse scale interfaces and connectivity options for industrial processes ranging from precise micro-dispensing to heavy-capacity silo weighing systems.



Optimized Visual Ergonomics

Minimize training time, avoid operator fatigue, and reduce human errors with clear, highly visible prompts and results. Freely assign application touch-screen keys to your most-used options for easier, error-free operation.

Tailor a Perfect Fit for Your Process

With ProWorks Multi-Tools, ready-to-use weighing applications simplify your manufacturing process and increase efficiency.

The ProWorks Data Integrity application helps automatically create digital records to enable compliance with regulatory standards.

If you want to further customize the system to fit your specific workflow, ProWorks Studio allows you to leverage the application library and customize applications with Microsoft Visual Studio.NET, using C#. Contact your account manager for custom solution options.



ProWorks Application Bundle



Effective Data Management

Conveniently recall data at any time for materials and their attributes (e.g., ID, target, tolerances), weighing transactions, or system performance logs to simplify audits and make informed decisions.



Data Handling with Trust

Seamlessly maintain the highest data security and protect your business from cyber threats with reliable IT domain integration, easy updates, and regular security patches.




Seamless IT/OT Integration

Integrate the scale with your OT and IT systems through OPC UA, PROFINET, EtherNet/IP, SICS, or alternative legacy protocols. Comply with zero trust network policies.

Automation Weight Indicators Integrate with Ease

PLCs and DCSs are commonly used in industrial automation where precise weight measurement and control are critical. Their high update rates and reliable performance enhance production speed and efficiency. Smart condition monitoring delivers timely alerts to prevent defects and minimize downtime.

► www.mt.com/IND360




Simple Integration

Seamlessly integrate various weighing equipment, such as scales, weigh modules, and load cells, into automated production systems.



Flexible Connectivity

Connect to a variety of PLC and DCS brands using diverse communication options, ranging from analog outputs to industrial Ethernet protocols like PROFINET, EtherNet/IP, and EtherCAT.



Resources at Your Fingertips

Free-of-charge sample codes and engineering notes for selected products further simplify integration, enabling completion within just a few minutes.

Precision Weighing Integration with PLC/DCS

The IND360, along with the IND570 and ACT350 weight indicators, integrates various weighing equipment with PLC/DCS control systems. This integration delivers precise weight measurements and real-time status information, enabling optimized control performance.

This portfolio supports following PLC/DCS protocols



Automation Indicators

From Simple to Ultra-Fast

Automation indicators are designed to transmit real-time weighing data and status updates directly to the automation system with speed and simplicity. Optional tools, such as PLC sample code, help you minimize setup time so you can achieve seamless connectivity and get up and running in no time.





Effortless Integration

Discover the files and tools available for IND360, designed to simplify your automation system integration.



www.mt.com/ind360

	IND360 Ultra-fast for automation 	IND570 For fully customizable automation 	ACT350 High-speed, simple weight transmitter 	ACT100 Simple analog output option 
Uses	<ul style="list-style-type: none"> Weight transmitter Configurable applications 	<ul style="list-style-type: none"> Weighing indicator Customizable applications Nearfield devices 	<ul style="list-style-type: none"> Weight transmitter 	<ul style="list-style-type: none"> Weight transmitter
PLC Integration	★★★★★ Device drivers Sample code Face plate Engineering note Videos	★★★☆☆ Device drivers Sample code	★★★★★ Device drivers Sample code Engineering note	★★★☆☆ Simple Analog Output Interface
Enclosure Types	DIN, Panel, Harsh	Panel, Harsh	DIN	DIN
Scale Types	Analog, MultiACM, POWERCELL, Precision	Analog, IDNet, POWERCELL, Precision	Analog, POWERCELL, Precision	Analog
PLC Update Rate, Analog	960 Hz (Base version) 480 Hz (Application)	25 Hz	800 Hz	200 Hz
MT Automation Protocol	SAI	Legacy	SAI	-
Automation Interface Options	Industrial Ethernet (EtherNet/IP, PROFINET, EtherCAT, Modbus TCP, CC-Link IE Field Basic); Profibus DP; Modbus RTU; 4-20 mA; 0-10 V	ControlNet; DeviceNet; EtherNet/IP; Modbus TCP; Profibus DP; 4-20 mA; 0-10 V	EtherNet/IP; PROFINET; Profibus	4-20 mA; 0-10V
IT/PC Communication Options	OPC UA Server; OpenAPI (REST); Ethernet TCP/IP (limited SICS)	Ethernet TCP/IP (SICS, Shared Data); Serial; USB Host	Ethernet TCP/IP (limited SICS)	-
Custom Programmable	No	Task Expert	No	No
Weighing Data Resolution to PLC	32 bits (Base); 64 bits (advancedBase)	32 bits	32 bits	24 bits
On-board Application Options	Tank/Vessel; Fill/Dose; Dynamic; Rate Control; Legacy	Dosing; Filling; Formulation; Checkweighing; Vehicle Weighing	-	-
More information	www.mt.com/ind360	www.mt.com/ind570	www.mt.com/act350	www.mt.com/act100

Requirement fulfillment scoring: ★★★★★ very good ★★★☆☆ good ★★☆☆☆ fair ★☆☆☆☆ limited ☆☆☆☆☆ none



IND360 Automation Weight Indicator


Fastest Automation Made Easy

The IND360 automation weight indicators offer ultra-fast processing connected to the world's most widely used PLCs and DCSs to increase productivity and operational uptime. Condition monitoring and Smart5™ alarming provide instant visibility to the system status so that you are confident in your machine performance and avoid out-of-spec products.

► www.mt.com/IND360


Bright Color Display

Bright color display provides instantaneous access to weight information, a visualization of the application status and Smart5™.



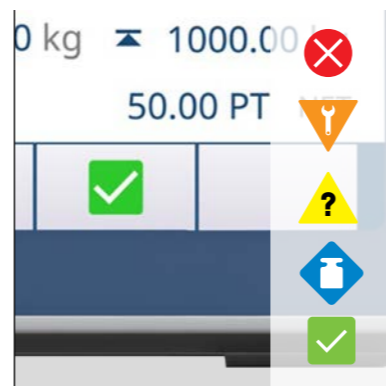
High speed communication

IND360 High-Speed Communication cyclically at up to 960Hz via industrial Ethernet and acyclically to facilitate one-time control functions.



Configure, Monitor, and Backup

A web interface is available for parameter configuration, status reading, diagnostics, data cloning, backup, and restore.



"Smart5"

The display indicates alarm status according to NAMUR NE107, including operator instructions.

Fit-for-Purpose Across Applications

IND360 is ideal for seamlessly integrating various weighing devices with PLCs and DCSs at very high speeds. It also allows direct control of applications such as filling and dosing, tank weighing, dynamic weighing, and rate control. In smart factory environments, IND360 supports additional IIoT communication protocols, including OPC UA Server, OpenAPI (REST), and MQTT, enabling ERP and MES systems to directly collect data for analysis and process optimization.



Multitude of Applications

High Performance Control

Preprogrammed applications encapsulate core functionalities allowing you to quickly create a reliable, high-performance system even when you use a cost effective, entry-level PLC. Turnkey software packages save you valuable engineering time because they include state-of-the art control algorithms, a powerful automation interface, discrete I/O and are accompanied by domain specific approvals.

► www.mt.com/IND360

Application Screen

All relevant information at a glance with the application HMI.

IT Network

Interface IND360 fitted with a dedicated network port for IT connectivity and web access.



Dynamic

Checkweighing and Catchweighing for in-motion goods and static loads. Web-based visualization of triggers and weighing graph for quick setup and system tuning. OIML R51 Legal for Trade approved (MID).



Fill/Dose

IND360's advanced filling application continuously optimizes accuracy and speed, provides automatic jog, a state machine and is Legal for Trade approved according to OIML R61 (MID).



Tank/Vessel

Built for tank and silo inventory control, this application monitors the filling level and raises alarms when critical levels are reached. LoadAdvisor™ provides guided setup, shimming assistance, and Center of Gravity monitoring.




RateControl

Control of a feeding device, pump or valve to achieve an accurate target flow rate. Utilize "Batch Mode" to administer a precise quantity at a specified flow rate.



Reliable Connectivity

IND360 delivers an extensive set of application specific data points with high update rate through Industrial Ethernet. This allows customizing and optimizing your workflow where needed using the PLC.



From Semi-Automatic to Automation

When integrated into an automation system, IND360 handles time-critical tasks freeing the PLC up for other important work improving overall system speed. For cost optimized systems (e.g. for a bag-filler), IND360 also supports stand-alone operation.

Learn more at:

► www.mt.com/IND360-apps

Dynamic Applications

Precise In-Motion Weighing

Dynamic weighing applications available on the IND360 and IND570 indicators deliver robust, high-performance in-motion weighing with unmatched precision, speed, and integration flexibility.

► www.mt.com/IND360

Dynamic applications enable precise weight measurements of moving objects without disrupting the production flow. Advanced filtering algorithms help you achieve stable and repeatable results, even at high throughput speeds.

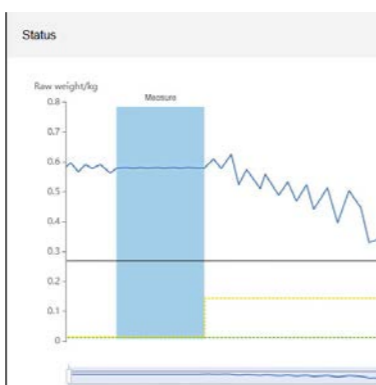


Built-In Catchweighing for Increased Quality

Catchweighing mode uses fast signal processing and adaptive filters to capture the weight of moving items. With high-speed catchweighing, benefit from real-time weight classification, automatic high-speed rejection, and seamless integration into automated production lines, boosting operational efficiency. Comprehensive data recording safeguards product quality and provides the insights you need for continuous improvement.



Programmable Weight Zones
Configurable multi-zone logic allows for pass/fail or graded sorting.



Streamlined Commissioning
Leverage the IND360 graphical tool for effortless process optimization.



Flexible Integration
Easily tailor our dynamic applications to your operation, from centralized and distributed control to machine level integration.

IND360dynamic / Dyn-570 Advanced Automation Indicators

Product	IND360dynamic Application	Dyn-570 Application Software
Purpose	<ul style="list-style-type: none"> • Self-contained, high-speed weighing of small to large items • Configurable measuring time (from 0ms, with default time of 200ms) • Best for PLC integration • Advanced filtering option with IND360 Clearweigh™ 	<ul style="list-style-type: none"> • Self-contained weighing of medium to large items • Min. measuring time of 300ms • Best as a standalone control • Two options for licenses • Flexibility with Task Expert
Sampling rate	480Hz analog scale, 100Hz POWERCELL	50Hz
Sequences/ Work modes	All in one application: In-Motion checkweighing/catchweighing with multi-object processing (supports up to 3 items on the conveyor simultaneously), Static checkweighing/catchweighing (stable weight and dynamic)	Two separate license options: 1. In-Motion Basic (ExpressWeigh®) Operation 2. Advanced (ExpressCheck®) Operation
Photo eyes	Front photo eye, rear photo eye, dual mode	Photo eye 1, photo eye 2, and a third photo eye can be configured with Advanced ExpressCheck® firmware
More Information	www.mt.com/IND360	www.mt.com/ind570

Fill and Dose Applications

Preprogrammed, Enhanced Precision

IND360 and IND570 indicators enable preprogrammed fill and dose applications, allowing for precise and accurate filling or dosing with minimal effort. Leverage our tailored solutions for seamless integration and optimal connectivity between your weighing data and control system.

► www.mt.com/IND360

Self-tuning algorithms help you achieve precise filling and dosing with minimal material waste and high-speed operation thanks to ultra-fast communication. The preprogrammed application integrates seamlessly with scales, tanks, conveyors, and PLCs, offering real-time control, traceability, and reliability.



Self-Adjusting Smart Filling Speed in One Cycle

Self-optimized, preprogrammed filling control algorithms significantly reduce development time, testing, and debugging, all while providing a user-friendly HMI design. Troubleshooting is simplified and expedited with problems isolated to specific modules.



Precise Dosing, Unmatched Consistency

Eliminate human error, achieve exact dosing every cycle, and minimize product waste.



Increase Throughput and Efficiency

Leverage manual filling or fast automated filling to boost productivity.



Compliance, Safety, and Traceability

Benefit from built-in regulatory compliance, full data logging and material traceability.

IND360fill / Dyn-570fill Advanced Automation Indicators

Product	IND360fill/dose Application	Fill-570 Application
Purpose	<ul style="list-style-type: none"> High-speed weighing Material transfer, filling, dosing Best for PLC integration Advanced filtering option with IND360 Clearweight™ 	<ul style="list-style-type: none"> Basic weighing Filling, dosing, blending Best as a standalone control Flexibility with Task Expert
Sampling rate	480Hz analog scale, 100Hz POWERCELL	50Hz
Sequences/ Work modes	Fill, Dose, Fill/Dump, Refill/Dose	Fill/None, Fill/Dump, Fill/Dose, None/Dose, Blend/None, Blend/Dump, Blend/Dose
Formulation and templates	Store up to 10 filling targets (products)	Up to 6 materials, 100 formulations, 200 targets
More Information	www.mt.com/ind360	www.mt.com/ind570


Rate Control Application

Precise Material Flow Control

Loss-in-weight measurements are crucial for precise material handling in various industries. The integrated IND360rate control system efficiently manages screw feeders, vibratory feeders, and pumps through advanced algorithms, supporting processes that require consistent material flow.

► www.mt.com/IND360

The rate control module features advanced auto parameter tuning, where the system identification mode automatically detects key properties and generates a mathematical model to set optimal control parameters, promoting stable and accurate material flow without manual setup.



Easy Setup and Operation

A user-friendly web interface supports intuitive parameter adjustment and configuration. Receive setup assistance via action suggestions.



Real-time Data Analytics

The unique signal analyzer provides insights into device runtime behavior, accessible at any time.



Compliance, Connectivity, and Robustness

Built-in regulatory compliance, IT/OT interfaces, and consistent flow across settings enhances your operational efficiency.

Designed for Distributed Control

IND360rate control application operates as a stand-alone solution that can be controlled either directly or indirectly by a PLC. The application is completely tailored to you, seamlessly integrating into any production environment. Prioritized alarms enable efficient and timely system tracking and monitoring.

Good Manufacturing Practice Facilitating GMP Compliance

Weighing indicators and related Mettler Toledo services facilitate compliance with GMP guidelines. While services provide qualification, fit-for-purpose assessments and maintenance tailored to the particular process, the terminals provide several features to digitalize manual processes and level-up in compliance.

- ▶ www.mt.com/IND700
- ▶ www.mt.com/IND400

GWP - Good Weighing Practice

Achieve fit-for-purpose results by following the GWP Recommendation when selecting the scale, and maintain its performance by adhering to the GWP Verification schedule.

Qualified Installation

EQ Pac and IPac include professional installation including documentation of IQ, PQ, OQ, and MQ.



Select and Install

Maintain

Operate

Routine Testing

Execution of routine testing activities is scheduled, guided and automatically documented, so service work becomes more efficient and paper becomes meaningless.

Hygienic Design

Enclosure design is proven to work in many GMP sites around the world. It satisfies common scratch resistance, ingress protection, and cleaning requirements.

Identification and eSignature

No local user directories needed; instead, LDAP (such as Microsoft Active Directory) handles user authentication, authorization, and digital sign-off on transaction reviews.

Audit Trail

The audit trail provides comprehensive documentation and keeps all modifications to device configurations or transactions visible at all times.

Electronic Data Archiving


Modern and secure IT interfaces (OpenAPI, MQTT, OPC UA) enable integration with most historian databases for data archiving. Export of .csv Files remains available.

Smart Manufacturing

Harnessing IIoT for Operational Excellence

Digital transformation is pushing manufacturers to connect more devices to their production systems via IIoT communications. By merging OT and IT systems, manufacturers can efficiently share shopfloor data with MES, QMS, and ERP systems, supporting critical business decisions.

► www.mt.com/indicators



Gain Smarter Insights

Smart factory sensors, actuators, and controllers produce more data during production and maintenance than before, offering valuable insights to improve operations.



Bridge OT and IT

Instead of only using OT systems like PLCs and DCSs, smart factories also share data securely with IT systems, such as MES and ERP, using IIoT protocols like OPC UA, REST API, and MQTT.



Zero Trust - Security Matters

Ongoing investments in product cybersecurity are essential for enabling secure connectivity. Products such as IND700 and IND400 support certificate-based security using widely accepted cipher standards like SHA256 and AES256.

Bridging IIoT for Smarter Industrial Integration

New METTLER TOLEDO indicators support key IIoT protocols natively. They offer secure connectivity into OT and IT systems with data models that follow industry standards like UNS or OPC companion specifications.

IND360 supports following IIoT protocols:



Scale Indicators for Hazardous Areas Compliance and Safety

Protection and safety without compromise are requirements for working in hazardous areas. These scale indicators have been certified to the latest global standards, helping to ensure that your weighing system is suitable for such production environments. Additionally, they provide enhanced capabilities for the safe communication of weighing data to the hazardous area via a variety of interfaces.

► www.mt.com/ind-hazardous

METTLER TOLEDO offers hazardous area approvals in most major markets. Obtaining required approvals, such as ATEX, IECEx, NEPSI, US/Canada NEC/CEC and other local standards, helps to ensure that equipment meets local regulatory requirements.



Safety and Connectivity in Explosive Environments

To increase safety while improving production efficiency, intrinsically safe equipment is the protection method of choice. Intrinsically safe weighing systems for hazardous areas consist of several components, such as weighing platforms, scale indicators, power supplies, communication modules and safety barriers. Typically, they can also incorporate a wide range of peripherals, such as PCs, printers or data communication systems. METTLER TOLEDO's intrinsically safe scale indicators provide the benefits of modularity and flexibility to allow a variety of communication interfaces, such as serial interfaces, WiFi, Ethernet TCP/IP and a wide range of automation fieldbus types.



Easy Integration

Support for multiple fieldbus protocols, sample PLC interface code and extensive product documentation speed up and simplify integration.



Filling, Dosing and Blending

Powerful application software and I/O suitable for use in hazardous areas automates the material transfer process.



AC or Battery Powered

Scale indicators can be powered either via a fixed AC power supply or a compact rechargeable battery to enable mobile-weighing applications.






ATEX / FM Certified Indicators

Full Performance in Zone 2/22, Division 2

Protection and safety without compromise are requirements for working in hazardous areas. These scale indicators have been certified to the latest global standards, keeping your weighing system suitable for such production environments.

► www.mt.com/ind-hazardous

	IND360 Ultra-fast for automation	IND570xx For fully customizable automation	ACT350 High-speed, simple weight transmitter	ACT100 Simple analog output option	IND256x Versatile scale indicator supporting stand-alone weighing applications and multiple communication interfaces.
					
Uses	<ul style="list-style-type: none"> • Weight transmitter • Configurable applications 	<ul style="list-style-type: none"> • Weighing indicator • Customizable applications • Nearfield devices 	<ul style="list-style-type: none"> • Weight transmitter 	<ul style="list-style-type: none"> • Weight transmitter 	<ul style="list-style-type: none"> • Static Weighing • Mobile Weighing
PLC Integration	★★★★★ Device drivers Sample code Face plate Engineering note Videos	★★★☆☆ Device drivers Sample code	★★★★☆ Device drivers Sample code Engineering note	★★★☆☆ Simple Analog Output Interface	☆☆☆☆☆ -
Enclosure Types	DIN, Panel, Harsh	Panel, Harsh	DIN	DIN	Harsh
Scale Types	Analog, MultiACM, POWERCELL, Precision	Analog, IDNet, POWERCELL, Precision	Analog, POWERCELL, Precision	Analog	Analog
PLC Update Rate, Analog	960 Hz (Base version) 480 Hz (Application)	25 Hz	800 Hz	200 Hz	-
MT Automation Protocol	SAI	Legacy	SAI	-	-
Automation Interface Options	Industrial Ethernet (EtherNet/IP, PROFINET, EtherCAT, Modbus TCP, CC-Link IE Field Basic); Profibus DP; Modbus RTU; 4-20 mA; 0-10 V	ControlNet; DeviceNet; EtherNet/IP; Modbus TCP; Profibus DP; 4-20 mA; 0-10 V	EtherNet/IP; PROFINET; Profibus	4-20 mA; 0-10V	via ACM200 gateway
IT/PC Communication Options	OPC UA Server; OPEN API (REST); Ethernet TCP/IP (limited SICS)	Ethernet TCP/IP (SICS, Shared Data); Serial; USB Host	Ethernet TCP/IP (limited SICS)	-	via ACM200 gateway
Custom Programmable	No	Task Expert	No	No	No
Weighing Data Resolution to PLC	32 bits (Base); 64 bits (advancedBase)	32 bits	32 bits	24 bits	-
On-board Application Options	Tank/Vessel; Fill/Dose; Dynamic; Rate Control; Legacy	Dosing; Filling; Formulation; Checkweighing; Vehicle Weighing	-	-	Over/Under Checkweighing, Printing
Hazardous Area Approvals	IECEX/ATEX/UKCA (Zone 2/22), NEC (Div. 2)	IECEX/ATEX/NEC (Zone 2/22), NEC (Div. 2)	ATEX and IECEx (Zone 2), NEC (Div. 2)	ATEX and IECEx (Zone 2), NEC (Div. 2)	IECEX/ATEX/NEC (Zone 1/21), NEC (Div. 1)
More information	www.mt.com/IND360	www.mt.com/ind570xx	www.mt.com/ACT350	www.mt.com/ACT100	www.mt.com/IND256x

Requirement fulfillment scoring: ★★★★★ very good ★★★☆☆ good ★★☆☆☆ fair ★☆☆☆☆ limited ☆☆☆☆☆ none

IND500x Weighing Indicator

Safety in Zone 1/21, Division 1

In hazardous production areas, safety is critical. For Zone 1/21 and Division 1 classified areas, the intrinsically safe IND500x weighing indicator delivers process control and versatility to enable the perfect balance of safety and maximum productivity. Optimize your manual, automatic or semi-automatic applications with IND500x.

► www.mt.com/IND500x

You need quick and easy access to information about your processes to make proactive, informed decisions. With IND500x, valuable real-time data is available within just a few button presses.



Enable Full Connectivity
With flexible communication options, you gain the ultimate flexibility. Connect the IND500x with the ACM500 for easy integration with your existing PLC or DCS to enhance your process management.



Simplify Formula Management
Integrated formula management provides process control in a compact package. Create formulations, recipes and article databases directly on the indicator or a PC. Critical data can also be stored for easy operator recall.



Optimize Filling Processes
The IND500x excels in manual, semi-automatic or automatic filling of single materials. Seamlessly switch between materials in manual processes without reprogramming or have peace of mind in your process accuracy for fully automated applications.



Easy Integration

IND500x offers support for multiple automation networks.

Interface Type	
Standard Interfaces	One intrinsically safe RS-232 serial port Discrete I/O with 3 active inputs and 3 passive outputs
Optional Interfaces	Discrete I/O interface with 5 inputs and 8 outputs Intrinsically safe RS-232 serial port Intrinsically safe 4-20mA analog output interface
Data and PLC Interfaces	RS-232, RS-422/RS-485 provided by ACM200 located in the non-hazardous area Ethernet TCP/IP, RS-232, RS-422/RS-485 and PROFINET, Profibus DP, EtherNet/IP, Modbus TCP provided by ACM500 located in the non-hazardous area





Scale Indicators for Hazardous Areas

Deliver Safety and Connectivity

Intrinsically safe technology provides protection without difficult-to-maintain and bulky cast flame-proof enclosures. Our range of intrinsically safe scale indicators for use in Zone 1/21 and Division 1 areas provides safe basic weighing or, for more advanced applications, connectivity to peripheral devices in non-hazardous or hazardous areas.

► www.mt.com/ind-hazardous



Intrinsically Safe Solutions

The right power supplies and communication accessories support the safe operation of scale indicators in hazardous areas. Learn more at:



► www.mt.com/ind-intrinsic_safety

IND500x

Process control and versatility to enable the perfect balance of safety and maximum productivity.



ICS466x

Fits perfectly with compact bench scales, for simple filling or advanced checkweighing.



IND256x

Versatile scale indicator supporting standalone weighing applications and multiple communication interfaces.



Applications	<ul style="list-style-type: none"> • Basic Weighing • Manual Formulation • Filling and Dosing 	<ul style="list-style-type: none"> • Basic weighing • Custom filling, checkweighing, dosing and blending • Custom workflow 	<ul style="list-style-type: none"> • Basic weighing • Simple checkweighing • Mobile weighing
Versatility	★★★★☆ AC power, wall/desk or column mounting, remote display mode	★★★★☆ Connection to both an analog and a digital scale with one scale indicator	★★★★☆ Battery, AC, DC power versions, remote display mode
Process Integration	★★★★☆ Serial, Ethernet TCP/IP, Digital I/O, PLC	★★★★☆ Serial data interface to the non-hazardous area	★★★★☆ Serial data interface to non-hazardous area, WiFi, 4-20mA AO
Data Management	★★★★☆ Stored targets, multiple tables and reports	★★★★☆ Store up to 100 targets with the internal database	★★★★☆ Store up to 25 targets with the internal database
Compliance Support	★★★★★ Hazardous area approved	★★★★★ Hazardous area approved, alibi memory, user prompting.	★★★★★ Hazardous area approved, alibi memory, passwords.
Performance Optimization	★★★★★ Ability to automate filling and dosing processes with standard and advanced Fill software	★★★★★ colorWeight® indication of weight status	★★★★☆ Easy to use
Display	4.3" TFT color display (480 x 272), with 20 mm high weight display	240 x 96 graphic display with colored backlight	240 x 96 pixel white backlit LCD display
Keypad	Tactile with 5 x assignable softkeys, scale function keys and alphanumeric keys; Electro-Static Discharge protected	Tactile with 5 x assignable softkeys, scale function keys and alphanumeric keys	5 x assignable softkeys, scale function keys and alphanumeric keys
Scale Interface	1 x analog scale up to 4 x 350 ohm load cells or 1 x IDNet base or 1 x SICSpro scale	Up to 1 x analog and 1 x IDNet, or 2 x IDNet Kx base, or 2 x PBKx/PFKx SICSpro scales	1 x analog scale up to 4 x 350 ohm load cells
Communication Interface	1 x standard RS232 and optional 1 x RS232, RS422/485, standard discrete I/O with 3 active inputs and 3 passive outputs, optional 4-20mA analog output; Ethernet TCP/IP or PLC via current loop or fiber option connection to ACM500	1 x standard RS232 and optional 1 x RS232, RS422/485, via current loop connection to ACM200 communication module in the non-hazardous area	1 x standard RS232, 1 x optional WiFi, 1 x optional 4 – 20 mA AO, and optional 1 x RS232, RS422/485, via current loop connection to ACM200 communication module in the non-hazardous area
Housing	Stainless steel	Stainless steel, wall/desk	Stainless steel, wall/desk
IP Protection	IP65	IP65	IP66
Power	Connection to METTLER TOLEDO hazardous area approved AC power supply	Connection to METTLER TOLEDO hazardous area approved AC power supply	Internal AC/DC (ATEX/IECEx only) or connection to METTLER TOLEDO hazardous area approved AC power supply (for FM version) or a hazardous approved external battery
Hazardous Area Approvals	IECEx/ATEX (Zone 1/21), NEC (Div. 1 and Zone 1)	IECEx/ATEX (Zone 1/21), NEC (Div. 1 and Zone 1)	IECEx/ATEX/NEC (Zone 1/21), NEC (Div. 1)
More Information	www.mt.com/IND500x	www.mt.com/ICS466x	www.mt.com/IND256x

Requirement fulfillment scoring: ★★★★★ very good ★★★★★ good ★★★★★ fair ★★★★★ limited ★★★★★ none



Hazardous Area Indicator Accessories Communication and Energy Supply

Power supplies and communication modules are a critical part of a hazardous-area scale indicator system. These accessories are designed and approved for fully compatible use with METTLER TOLEDO hazardous-area scale indicators.

www.mt.com/ind-hazardous














Hazardous Area Scales and Solutions

The right power supplies and communications accessories ensure the safe performance of scale indicators located in hazardous areas. Learn more at:



www.mt.com/ind-hazguide

	APS768x 120V or 230VAC external power supply for use in the Zone 1/21 and Division 1 areas.  	APS500 120V external power supply for use in the Zone 1/21 and Division 1 areas.  	30538111 8AH NiMH external battery for use in Zone 1/21 and Division 1 areas.  	ACM200 Non-hazardous area communication module.  	ACM500 Non-hazardous area communication module.  
	<ul style="list-style-type: none"> • Robust Design Suitable for washdown and corrosive environments. • Versatile Connectivity Provides connection of digital bases to the non-hazardous area with ACM200 communication module. 	<ul style="list-style-type: none"> • Compact Design Suitable for mounting via screws to a flat surface. 	<ul style="list-style-type: none"> • Robust Design Suitable for washdown and corrosive environments. • Easy Mounting Can mount to any flat surface via fastening screws. • Must be charged in the non-hazardous area via country specific battery charger. • Country specific battery, charger, and scale indicator cable installation kits available. 	<ul style="list-style-type: none"> • Non-hazardous area Communication Sends serial data via a CL interface from weighing scale indicator to a PC, printer or other device. • Flexible Interface 1 x RS232, RS422/485 or to connect to IDNet, SICSpro scale indicator in non-hazardous area • Scale Commands Can be used to send scale commands, such as zero, tare, or print, from the area; supports SICS commands for scale status and weighing commands. 	<ul style="list-style-type: none"> • Non-hazardous area Communication Communicate via serial and Ethernet TCP in the non-hazardous area. • Flexible Interface Support current loop or fiber-optic connection to the non-hazardous area. • Expanded Functionality Provides PLC fieldbus and remote I/O connectivity.
Interface to Scale Indicator Models	ICS466x, IND500x	IND256x	IND256x	IND256x, ICS466x, IND500x	IND500x
Input Voltage	120VAC and 230VAC versions	120VAC		100 – 240 V AC, 50/60 Hz or 24VDC	100 – 240 V AC, 50/60 Hz
Dimensions	320 x 172 x 80 mm	170 x 153 x 108 mm	133 x 236 x 76 mm	69.5 x 175 x 160 mm	208 x 263 x 116 mm
Housing Material	Stainless steel	Cast aluminum	Stainless steel	Stainless steel	Stainless steel
Protection Rating	IP66	IP66	IP66	IP66	IP66
Cable Length	5 m cable to scale indicator	3 m cable to scale indicator	3 m cable to scale indicator	Up to 300 m CL (ordered separately)	Up to 300 m CL or fiber optic
Hazardous Area Approval 	IECEX/ATEX (Zone 1/21), NEC (Div. 1 and Zone 1)	IECEX/ATEX (Zone 1/21), NEC (Div. 1)	IECEX/ATEX/NEC (Zone 1/21), NEC (Div. 1)	IECEX/ATEX (Zone 1/21), NEC (Div. 1)	IECEX/ATEX (Zone 1/21), NEC (Div. 1)

Barriers for Hazardous Areas

Completing Your Solution

Expanding your weighing system connectivity may require a **METTLER TOLEDO** accessory. These easy-to-integrate add-ons enable custom solutions that fit your process needs.

ISB05/ISB05x

Hazardous-area barrier for use with scale indicators with 5V load cell excitation.



DIN Rail version

Ex flameproof housing

ISB15/ISB15x

Hazardous-area barrier for use with scale indicators with 15V load cell excitation.



DIN Rail version

Ex flameproof housing

- **Global regulatory approvals**
Enables scale indicators to provide a safe power level to scales in a hazardous area
- **Models for installation in Non-hazardous (ISB05) or Hazardous (ISB05x) area**
Cast aluminum Ex flameproof enclosure for use in Zone 1/21 or Div 1 area

- **Global regulatory approvals**
Enables scale indicators to provide a safe power level to scales in a hazardous area
- **Models for installation in Non-hazardous (ISB15) or Hazardous (ISB15x) area**
Cast aluminum Ex flameproof enclosure for use in Zone 1/21 or Div 1 area

Compatible With	+1 to +5 VDC analog load cell excitation circuit		+5 to +15 VDC analog load cell excitation circuit	
Operating Voltage	Powered from scale indicator		Powered from scale indicator	
Data Communication	-		-	
Dimensions	110 x 115 x 35 mm	150 x 195 x 140 mm	110 x 115 x 35 mm	150 x 195 x 140 mm
IP Rating	IP20	IP66	IP20	IP66



Vehicle-Weighing Indicators

Control Your Weighing Process

Maximizing your operational performance requires a weighing system that provides accurate, reliable and easy-to-understand information from your vehicle scale. While the vehicle scale itself is the foundation of your weighing system, without a high-performance scale indicator, you cannot maximize efficiency in your operations that depend on vehicle-weight data.

► www.mt.com/ind-vehicle

IND700 indicators support vehicle weighing needs with the built-in Pro-Works AxleView application. Gain visibility to axle group weights to support compliance with roadway weight limits, while also capturing gross vehicle weights for commercial needs.



Onboard Weighing Applications
Control one- or two-pass operations on multiple scales and peripherals, including ticketing, filling, and database tables all from the IND780drive application.
www.mt.com/IND780



Ensure Roadway Compliance
AxleView application for IND780 captures axle group weights on standard full-length scales to avoid fines and delays.
www.mt.com/AxleView



Condition Monitoring
Optimize real-time insights with secure network-based asset management that can relay critical information to service teams if needed.
www.mt.com/VEH-DataMaster

Interface with POWERCELL® PDX®

The power and flexibility of METTLER TOLEDO scale indicators enable them to be successful in the most demanding vehicle-weighing applications. The latest-generation POWERCELL® PDX® load cell provides protection beyond traditional analog load cells, securing both the integrity of your process and your profits. Accurate vehicle scale weights are ensured, day in and day out, under the most severe operating conditions, with predictive diagnostics constantly monitoring your scale and minimizing downtime costs.

POWERCELL PDX networks guard against failure by monitoring, logging and proactively notifying users on a variety of factors that can affect system integrity.



Vehicle-Weighing Indicators

Drive Your Business

The scale indicator is an important part of a complete truck-scale solution. Our range of scale indicators provides you with a variety of solutions to perfectly fit your application needs.

► www.mt.com/ind-vehicle

IND700

High-end manual weighing workplace with multi-scale support and programmability (.NET) for custom applications and IT/OT integration in smart manufacturing



IND780

Power and performance for advanced weighing applications.



IND570

High performance, versatility, and easy configurability for vehicle applications.




IND246

Reliable operation with easy-to-learn functionality for vehicle weighing.



Applications	<ul style="list-style-type: none"> Manual multi-scale weighing transactions with rich peripheral support Checkweighing, counting Custom solutions programming in ProWorks Studio (Microsoft .NET) Truck weighing up to 4 channels and legal-for-trade sum scale (OIML, NTEP) 	<ul style="list-style-type: none"> Advanced vehicle software with gate and loop control Advanced database functions Multi-scale applications 	<ul style="list-style-type: none"> Simple vehicle management; inbound/outbound control Advanced vehicle filling functions Advanced asset management 	<ul style="list-style-type: none"> Simple inbound/outbound weighing Transaction data export via PC utility Interface to PC-based truck-scale software
Versatility	★★★★ Manual multi-scale weighing workplace with Analog, Precision or POWERCELL technologies, sum scale, SICS scale, embedded weighing applications and .NET programming capability. Advanced and custom IT and OT integration capability.	★★★★ Multi-scale with flexible configuration per scale	★★★★ Basic vehicle software, filling software, programmable	★★★☆☆ Analog or POWERCELL® models, vehicle software
Process Integration	★★★★ Ethernet TCP/IP, Industrial Ethernet with EtherNet/IP, PROFINET, Serial, USB and Discrete I/O;	★★★★ Industrial Ethernet, serial, Ethernet TCP/IP, Digital I/O	★★★★ Industrial Ethernet, serial, Ethernet TCP/IP, Digital I/O	★★★☆☆ Serial, Ethernet TCP/IP, Digital I/O
Data Management	★★★★ Database with rich material table, tare table, alibi table (LFT), transactional table memory and process data capturing capability	★★★★ Barcode data integration tables, SQL interface	★★★★☆ Barcode input, ftp and USB file import/export, tables, reports	★★★☆☆ .csv transaction and table file export
Compliance Support	★★★☆☆ Alibi memory, User Authentication and Authorization with MS Active Directory (LDAP), IT Domain Integration for remote provisioning of Security Patches and Updates	★★★☆☆ Hazardous area approved, track-and-trace capabilities, logs	★★★☆☆ Hazardous area approved, track-and-trace capabilities, logs	★★★☆☆ Basic track-and-trace logs
Display	7" capacitive touchscreen, 800 x 480 pixels	Graphic QVGA backlit color TFT	High-contrast, high-resolution graphic, LCD 25 mm-high	240 x 96 backlit graphic LCD
External QWERTY Keyboard Interface	Yes	Yes	Yes	No
Scale Interface*	Analog Scale Interface: Up to 2 Analog scales (8*350 Ohm, 10V excitation) Precision Scale Interface: Up to 2 SICSpro scales, POWERCELL PDX, POWERCELL GDD	POWERCELL® PDX, POWERCELL GDD or analog	POWERCELL® PDX, POWERCELL GDD or analog	POWERCELL PDX, POWERCELL GDD or analog
Max. Number of Load Cells	350 ohm analog: 8, POWERCELL PDX and GDD: 14 (24 with optional external power supply), Precision: determined by platform in use	350 ohm analog: 16 (8 per channel), POWERCELL PDX and 14 (24 with optional external power supply)	350 ohm analog: 12, POWERCELL PDX: 14	350 ohm analog: 10, POWERCELL PDX or GDD: 12
Max. Number of Scale Channels	4 and a sum scale	4 and a sum scale	1	1
Communication Interface	IT Interfaces: Ethernet TCP/IP, USB 2.0 and USB 3.0 Host, RS232/422/485 PLC Interfaces: EtherNet/IP and PROFINET PLC Protocol: Standard Automation Interface (SAI) 2, 8, and custom blocks format Automation Drivers/Files: EDS (Ethernet/IP), AOP (Ethernet/IP), GSDML (PROFINET), and Faceplate	2 x Standard RS232/422/485, USB host, Ethernet TCP/IP, 2 x Optional RS232/485, EtherNet/IP, Profibus DP, PROFINET, Modbus TCP, DeviceNet, Analog Output, Digital I/O	2 x Standard RS232/422/485 USB host, 2 x Optional RS232/422/485, Ethernet TCP/IP, EtherNet/IP, Profibus DP, PROFINET, Modbus TCP, DeviceNet, Analog Output, Digital I/O, WLAN	1 x Standard RS232/422/485 and optional USB device, 1 x optional RS232/485, Ethernet TCP/IP, Digital I/O
Power	100 – 264 VAC	85 – 264 VAC	85 – 264 VAC, 24 VDC available in panel-mount models	85 – 264 VAC
Lightning Protection	POWERCELL PDX: Up to 84,000 amperes POWERCELL GDD: Up to 29,000 amperes		POWERCELL PDX: Up to 84,000 amperes POWERCELL GDD: Up to 29,000 amperes	
Hazardous Area Approvals	-	IECEX/ATEX (Zone 2/22), NEC (Div. 2)	IECEX/ATEX/FM (Zone 2/22), NEC (Div. 2)	n/a
More Information	www.mt.com/IND700	www.mt.com/IND780	www.mt.com/IND570	www.mt.com/IND246

Requirement fulfillment scoring: ★★★★★ very good ★★★☆☆ good ★★☆☆☆ fair ★☆☆☆☆ limited ☆☆☆☆☆ none



Software

2

Software Solutions for Data Management

Operational Excellence Through Analysis

64

Data+ Data Management Software

Streamline Your Data

66

Formulation and Recipe Management

Perfect Products Every Time

68

Dispensing and Formulation System

Process Guidance for Consistent Quality

70

Statistical Quality and Process Control

Legal Compliance and Productivity

72

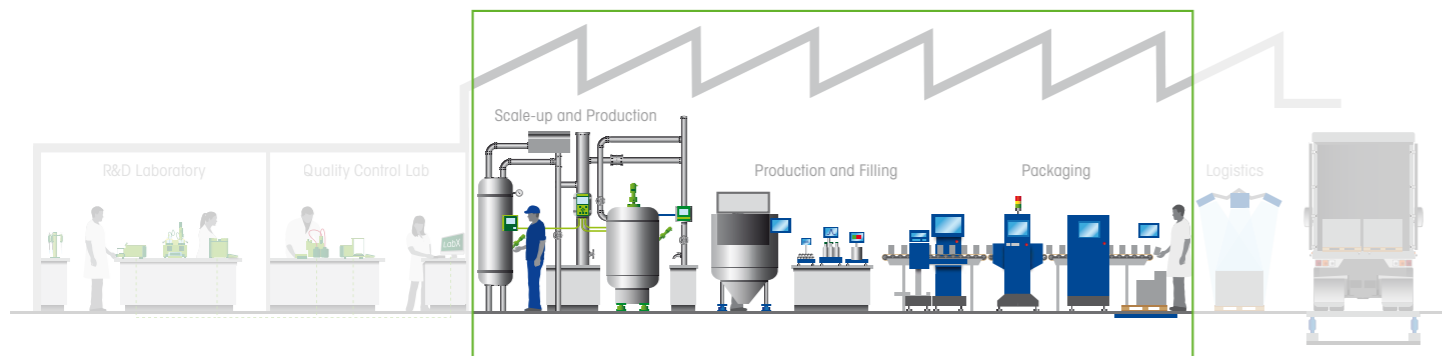
Standalone Statistical Quality Control

Ensure High-Quality Production

74

Our Solutions

To Manage Your Production



► **Software for Vehicle Scales** – For More Information, See Page

260

Software Solutions for Data Management

Operational Excellence through Analysis

When operational excellence is your goal, data is everything. Our software solutions automatically and securely collect production data from the shop floor through to your entire value chain. Analyzing that data allows you to make informed decisions that can ultimately impact business results.

► www.mt.com/ind-software

Data allows aware decisions

Collected data matters in every production environment. Our software portfolio allows you to retrieve the data for analysis. Use standard software reporting tools or Excel to get insight into your production process. Drill-down functionalities are available to provide you with detailed information.



Formulation Recipe Management
Eliminate operator error and material waste for greater predictability and profitability. Ensure consistency and high-quality process results with proper data handling.



Statistical Quality and Process Control
Comply with legal requirements by archiving sample-based production parameters in a centralized database. Create and analyze statistics for productivity improvements.



A New Perspective
Create a graphical perspective of your process data. View data in multiple ways to see your results in an easy-to-understand way allowing you to make fully aware decisions.

The Power of Integrated Software Solutions

Achieve High-Quality Results and Productivity Improvements!

Make use of various production data sources while complying with legal demands and international standards.

Data Management	Collect, archive, maintain and manage data in a central location.
Data Integration	Use process-data information in multiple departments and for different roles to better understand and improve your value chain.
Production Process Analysis	Understand production process deviations and make relevant changes by analyzing data to build key performance indicators.
Plant-Wide Optimization	Compare results with other divisions and sites to improve the entire business.
Documentation	Automatically collect data and avoid costly manual collection. Store data electronically to ensure consistent documentation of all production process data.
Audit	Use current and historical data to deliver evidence of proper production according to international standards and legislations.
21 CFR Part 11	Software solutions also can be introduced into validated environments that comply with international standards.
More Information	www.mt.com/ind-software



Data+ Data Management Software

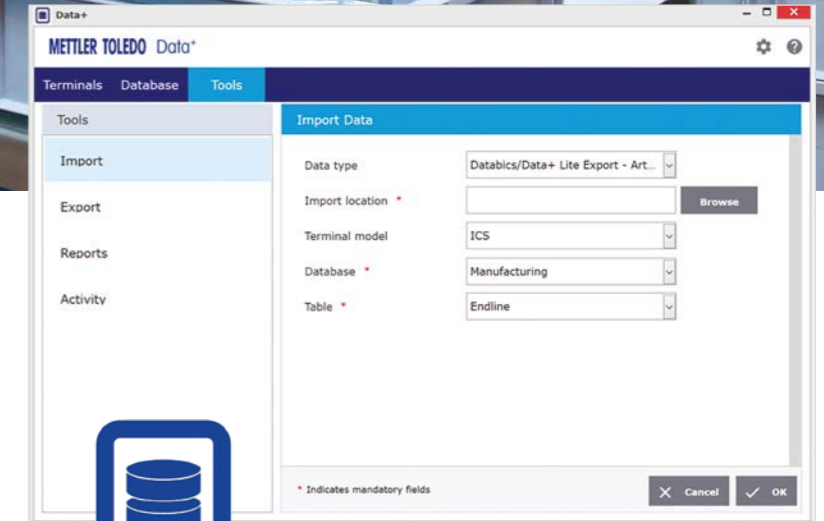
Streamline Your Data

Don't let software limit your capabilities, streamline your data management with a single software that can store, control and amend up to 30,000 records from your desk. Data+ allows you to spend your time on more valuable workflows instead of wasting time on manual tasks.

► www.mt.com/DataPlus


Up to 20X Faster Processing

Eliminate the need to enter data manually on a scale indicator and directly enter data on a PC. By streamlining this process, you reduce effort and increase processing speed up to 20X.




Up to 15% Faster Reporting

React faster with a user-friendly reporting structure, reducing your time spent generating reports and allowing for faster reaction time.



Up to 50% Faster Workflows

Increase process efficiency by downloading scale indicator parameters, article databases and other important metrics to your scale directly from your PC. This centralized setup helps to eliminate redundancies in your process.



Trouble-Free Audits

Use Data+ across multiple machines to improve consistency in processing and reporting. Achieve consistent quality that is reliable and easily traceable, especially during an audit.

Streamline Your Data Management

Support Both Your IND and ICS Devices

Benefit from one tool that supports data management for all of your applications on IND and ICS scale indicators. This includes checkweighing, counting, material transfer, filling, formulation, drive and packing bill of materials.

Number of Defined Scale Indicators	Unlimited
Backup and Restore Scale Indicator Configuration	Uptime and cloning
Retrieve Alibi Transaction Logs	Export for traceability
Article Material Table Records	Over 30,000
Remote Host Article Database	Up to 99 ICS68_
Import Export Table Records	Host ERP/MES data exchange
SQL Database Local or Remote	Enterprise enabled



Formulation and Recipe Management

Perfect Batches Every Time

Form+ Formulation and Recipe Management System helps you get the most out of your product manufacturing processes. This smart solution has the power that you demand with the simplicity and ease of use that you appreciate.

► www.mt.com/FormPlus

Prevent Human Errors

Clear operator guidance and intelligent workflows tailored specifically to the production process help to minimize errors and reduce the need for retraining operators.



Form+ System

Formulation and Recipe Management

Discover this complete recipe management system which provides batch repeatability and full traceability for food and chemical manufacturers.




Protect company secrets

Confidential Mode protects producers against losing their competitive advantage by keeping recipes a secret, so operators can't see product ingredients nor their amount.



Multiple Workstations Maximize Production

Keep the weighing process under control, even when multiple operators work on the same batch in parallel on IND900 terminal, PC or tablet.



User-Friendly Design

Form+ enables the management of recipes, batches and other production activities from an easy-to-use web interface with complete system control from anywhere in the plant.

Perfect Batches Every Time

Eliminate unnecessary waste from bad batches by preventing human errors in the formulation execution process, and by meeting the right setpoint of each batch thanks to the post-process quality check and adjustment formulas. Increase production process control with recipe and production order allocation to specific workgroups or indicators, by supporting multi-workstation parallel processing and by setting precisely each material weighing tolerances. Achieve overall waste reduction with Lot Priority/FEFO, productivity maximization, and costly rework avoidance while real-time stock level information is provided based on actual consumption, not planned estimates.

Boost Operator Efficiency

Form+ provides tailored workflows with clear operator guidance resulting in shortening of the operator training time, consistent and repeatable product quality in every batch. Efficiency increase is supported by functionalities like automatic tare and auto-acceptance within tolerances, negative weighing, pre-tare, auto-scale selection based on production characteristics (options based on: precision or speed).

Seamless Traceability and Regulatory Compliance

Every operator action is recorded and complete batch evidence documentation is easily reportable providing compliance with quality regulations and audit-proof documentation. Furthermore, GWP Verification function allows weighing risks to be minimized, while maximizing weighing quality, that results in elimination of failure costs in the production processes.

Allergen and Hazardous Material Management

Identification, handling and processing of allergen and hazardous materials is critical to avoid mistakes and protect employee and company safety. Form+ provides clear guidance for identification and monitoring of these materials to prevent accidental cross-contamination.

Integrate with ERP or MES Systems via Smart API, Active Directory

Import and export master data with easy-to-use manual file exchange and REST API option which allows connectivity with external systems. Integrate into existing infrastructure and manage users in one place thanks to Active Directory support. Build customized reports based on data retrieved from the system via API endpoints.

More Information

www.mt.com/FormPlus



Dispensing and Formulation System Process Guidance for Consistent Quality

FormWeigh.Net® software for recipe management and material dispensing provides intuitive guidance for production processes in pharma and other regulated industries. It allows you to optimize your manufacturing process by eliminating operator error and material waste for greater predictability and profitability.

► www.mt.com/FormWeighNet

Take Control of Your Processes

Each process step is displayed for the operator in easy-to-understand screens. Quality checks are enforced at weighing stations. Automatic scale selection provides assurance that the operator cannot make a mistake.



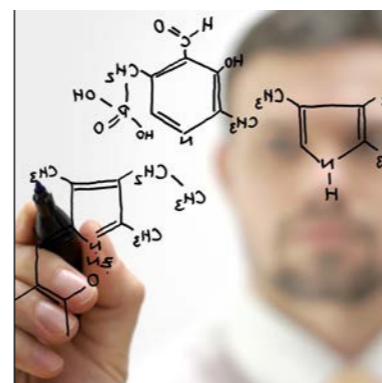
Reliable, Traceable Results

Electronically document your processes and results on a centralized database without compromising your flexibility. Take control of your workflows to see which orders are completed, in progress or awaiting processing.



Increase Production Yield

Powerful functions, such as FEFO (First Expire – First Out), allow you to fully utilize your materials and reduce waste. This helps make your production more cost-effective and environmentally friendly.



Simplify Your Tasks

FormWeigh.Net for dispensing and formulation is designed to simplify your complex and demanding formulation needs. An intuitive formulation process ensures stable product quality from batch to batch.

Ensure Consistency

Automated Batch Evidence Reporting

Master Data Management	Monitoring and reporting keep materials and processes under control. Allows fast access to crucial control functions so you can easily manage materials, instructions, recipes, orders, history, label reprints, reports, users, volume and piece counting.
Advanced Stock Management	Optimized material picking – according to FEFO principle (First Expire – First Out).
Textual Instructions	Increased operator efficiency by guidance through reliable and documented process steps. Release personnel from countercheck principles and assign parallel tasks.
Reporting	Use a set of standard reports including weighing, manufacturing, exception, order, consumption, material list, or audit trail. Tailor your custom reports to your corporate design guidelines.
Hazardous Environment Capable	Network scale connection over TCP/IP provides possibility of wireless (Wi-Fi) connectivity between Master Station, Weighing Client and Weighing platform. System layout becomes easier than before, implying reduction of cables and unnecessary equipment.
21 CFR Part 11 Ready	Ensure FDA compliance and electronic documentation.
ERP Data Integration and Active Directory	Seamless online data management. Exchange production data with ERP systems to prevent errors and data redundancy. Integrate into existing infrastructure and manage users in one place thanks to Active Directory support.
System Setup	Network solution with MS Windows operating system and MSSQL Database.
More Information	www.mt.com/FormWeighNet



Statistical Quality and Process Control Legal Compliance and Productivity

FreeWeigh.Net™ for quality and process control is a fully networked, comprehensive PC software system that helps you comply with legal requirements by documenting and archiving sample-based production parameters in a centralized database. Furthermore, it helps you optimize filling processes and reduce overfills to enhance productivity and maximize revenue.

► www.mt.com/FreeWeigh

Thanks to breakthrough Mobile Test Place and Mobile Monitoring functionality, FreeWeigh.Net™ paves the way for significant IT infrastructure savings and productivity improvements, while both mobile web-base modules make system installation and maintenance effortless.



Connectivity and Data Export

Connectivity is key to thorough and complete process control. Connect FreeWeigh.Net™ to static scales, checkweighers, metal detectors and tablet testers, as well as any third-party devices, PLCs or higher software systems.



Control Beyond Weight

Check attributes of any visual control or automated non-weight data, such as torque, density and much more, to complete your statistic. Create your own test plans and calculate your KPIs.



21 CFR Part 11 Compliance

The system helps to ensure compliance for FDA-regulated industries. Perform system validation and make use of audit trail and electronic signature documentation.

Quality and Filling-Cost Control

Control Your Process, Enhance Productivity

Use weight statistics to control your filling process and comply with legal requirements.

Batch Management	Manage batch data. Create batch reports and release batches.
Multi-component Weighing	Weigh and control multiple components constituting one product.
Multi-head Statistic Control	Ensure quality per filling head or see the mean value of a set of multiple filling heads.
Attribute Control and Test Plan	Simultaneously check non-weighing data, such as visual control, to achieve a comprehensive test plan for consistent documentation. This includes connectivity to third-party devices.
Statistical Process Control (SPC)	Recognize process deviations immediately through underlying defined rules.
Formula Editor for Customized KPI	Define and create your own key performance indicators to optimize reporting and decision-making.
21 CFR Part 11 Ready	Ensure validation in a regulated environment.
System Setup	Operate this solution as stand-alone system or as part of a network application.
More Information	www.mt.com/FreeWeigh



Standalone Statistical Quality Control

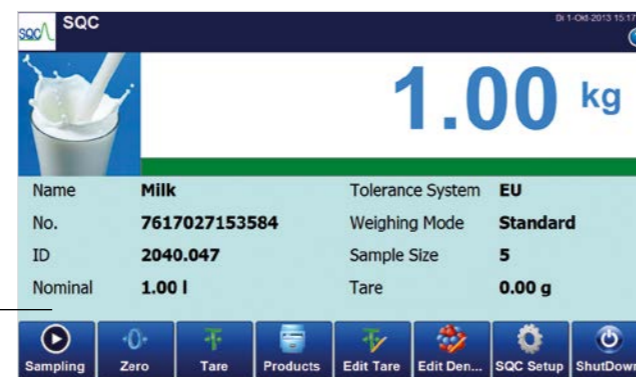
Ensure High-Quality Production

Statistical quality control (SQC) is an important production aid to ensure consistent quality throughout your process by controlling variables, such as weight. With the IND930SQC scale indicator, all basic control-system requirements are met with a fast, easy-to-operate and reliable standalone solution. You gain an intuitive interface to fine-tune production in the easiest way possible.

► www.mt.com/IND930SQC


Constant Control

A big touchscreen with an intuitive menu guides the operator through the predefined product sample test sequence. Integrated tolerance systems support you in your efforts to comply with national and international net-content legislation and global standards.



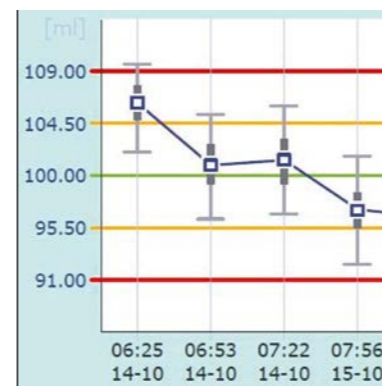
Ready for Harsh Environments

The scale indicator is designed for hygienically sensitive environments. It comes marked IP69K, making it suitable for high-pressure, high-temperature wash-down applications.



Ease of Use

The system provides pre-configured information so operators can configure it in just a few steps. It is user-friendly and easy to set up and operate.



All-in-One Quality Assurance

IND930SQC is a powerful and efficient SQC tool. Receive meaningful results of random sampling from useful, easy-to-understand reports. Benefit from basic SPC functionality.


Standalone SQC

Reliable Information for Quality Assurance

Collect, calculate and report information that allows operators to react immediately if a violation occurs.

Touchscreen Interface	Standard on all models at 10" size, measured diagonally.
Environmental Protection	IP69K compliant, suitable for harsh industrial environments. Stainless housing with Ra<0.8µm surface finish.
Data Storage	Internal compact flash storage memory standard in all models.
Connectivity	Ethernet connectivity standard for integration into industrial networks. Select and install up to six interfaces including scales, USB and serial (RS-232) for connection to PCs, printers and bar-code readers.
Regulatory Compliance	Choose from several different tolerance systems for effortless regulatory compliance.
Flexible Reporting and Archiving	Export reports to a memory stick or a network-accessible server folder.
Operation	Enter product information quickly and accurately using the touchscreen HMI. An information line messages the operator if a sample series or statistic has passed or failed.
More Information	www.mt.com/IND930SQC



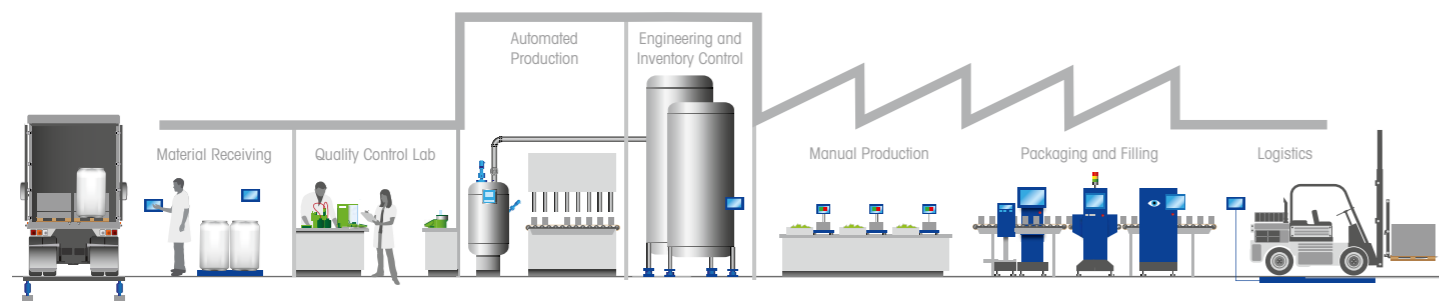


Bench Scales and Platforms

3

Bench Scales and Platforms	
For Wet and Harsh Environments	78
Bench Scales – Compare the Models	80
BBA639/BBD659 – Streamline Cleaning and Compliance	82
ICS689 – Where Hygiene Counts	84
BBA236 – Durable, Reliable, Economical	88
ICS226 – Mobile, Ergonomic, Compact	90
BPA121 – For Wet and Harsh Environments	92
Hazardous Area Approved Bench Scales – Compare the Models	94
ICS4_6x – Safe and Precise	96
BBA256x – Economic and Safe	98
Bench Platforms – Compare the Models	100
PBK989 – For Precision in Any Environment	102
PBD769 – Save Space and Optimize Your Process	104
PBA639/PBD659 – Cleaning and Compliance Made Easy	106
PBA436/PBA439 – Durable, Easy-to-Clean Design	108

Our Solutions For Your Production



Bench Scales and Platforms	
For Dry and Dusty Environments	110
Bench Scales – Compare the Models	112
ICS685, ICS4_5 – When Productivity and Flexibility Count	114
BBA231 – Fast, Versatile, Economical	118
ICS241 – Convenient, Smart, Efficient	120
Bench Platforms – Compare the Models	122
PBK987 – For Precision in Dry Environments	124
PBA757 – Precise Static and Dynamic Weighing	126
PBD655 and PBA655(x) – For Reliability in Dry Environments	128

► **For Compatible Scale Indicators** – See Our Scale Indicator Portfolio on Page 20

Scales and Platforms

For Wet and Harsh Environments

Stainless-steel scales and platforms are designed for easy and fast cleaning with IP protections up to IP69K. They are fit for heavy wash-down applications and hygienically sensitive processes and can be used in a broad range of applications from checkweighing and portioning to counting. Choose the one that meets your process needs, whether you work with food, pharmaceuticals, or chemicals.

► www.mt.com/bench-scales

Wherever product integrity matters, colorWeight® checkweighing can be used as a fast and cost-effective quality assurance method. Our scales provide clear information as to whether quality specifications are met and a product is safe for further processing.



Yellow: weight below tolerance
Green: weight within tolerance
Red: weight above tolerance



Premium and Advanced

Provide checkweighing, formulation and classifying in hygienically sensitive areas. Benefit from full-graphic display technology, touch-screen and multiple interfaces.



Industrial Basics

Industrial Basic Scales feature quality scales at attractive prices. They are suitable for basic food, chemical or manufacturing applications in dry and wet environments.



Weighing Platforms

Solutions are available from 0.6 to 600 kg and thanks to innovative measuring technology, accuracies as low as 1 mg can be reached.

Built for Efficient Cleaning

IP69K-protected scale indicators and hermetically sealed load cells, engineered in conjunction with platform designs conforming to the latest hygienic guidelines, enable easy access to all scale areas for efficient and easy cleaning.

- Stainless-steel construction
- No open threads
- Smooth surface finish
- Minimized horizontal surfaces
- Full-penetration welding




Bench Scales for Wet Environments

Comparison of Standard Configurations

Scales with ingress protection up to IP69k are designed for demanding weighing tasks in harsh and hygienically sensitive environments.

► www.mt.com/bench-scales



Data+ – Data Management Software Solution

Eliminate the need to enter data manually on a scale indicator and skip directly to entering data on a PC. By streamlining this process you save effort and increase processing speed up to 20x.



► www.mt.com/Dataplus

	BBD659-400 (BBA639/BBA439/BBA436) Premium bench scales for advanced applications		ICS689 Premium bench scale for advanced applications		BBA236 Cost-effective bench scale for basic applications		ICS226 Mobile compact scale for basic applications		BPA121 Portable compact scale for wet environments	
Applications	<ul style="list-style-type: none"> • Basic weighing and checkweighing • Counting and totaling • Manual filling and classification • Animal weighing • Data integrity 		<ul style="list-style-type: none"> • Basic weighing and checkweighing • Counting and totaling • Manual filling and classification 		<ul style="list-style-type: none"> • Basic weighing and checkweighing • Counting and totaling • Average weighing 		<ul style="list-style-type: none"> • Basic weighing • Simple checkweighing 		<ul style="list-style-type: none"> • Basic Weighing 	
Accuracy	★★★★☆	High precision	★★★★☆	High precision	★★★☆☆	Standard precision	★★★☆☆	Standard precision	★★★☆☆	Standard precision
Versatility	★★★★★	8 capacities, 7 sizes	★★★★★	8 capacities, 7 sizes	★★★★★	8 capacities, 7 sizes	★★★☆☆	3 capacities, 1 size	★★★★★	4 capacities, 1 size
Process Integration	★★★★☆	Up to 2 data interfaces	★★★★★	Up to 4 scales and 4 data interfaces	★★★☆☆	1 standard & 1 optional interface	★★★☆☆	1 standard interface	☆☆☆☆☆	–
Data Management	★★★★★	Database stores up to 5,000 articles	★★★★★	Database stores up to 5,000 articles	☆☆☆☆☆	–	☆☆☆☆☆	–	☆☆☆☆☆	–
Compliance Support	★★★★★	Alibi memory, data integrity and hygienic design	★★★★☆	Alibi memory and hygienic design	★★★☆☆	Easy cleaning	☆☆☆☆☆	–	☆☆☆☆☆	–
Display	High-resolution capacitive touch graphic display, 5inch TFT (800 x 480)		Color TFT (320 x 240) with 3 display layouts		7-segment LCD display with white backlight		7-segment LCD display with white backlight		7-segment LED display x 2	
Interfaces	RS232, RS485, USB OTG, Ethernet, WIFI 2.4/5 GHz, digital I/O (4 in- and 4 outputs)		RS232, RS422/485, USB, Ethernet, digital I/O (4 in- and 4 outputs)		RS232, RS422/485, USB device, digital I/O		RS232		–	
Resolution (depending on platform)	Approvable: 6,000e OIML Class III Recommended (max.): $\leq 60,000d$		Approvable: 6,000e OIML Class III Recommended (max.): $\leq 60,000d$		Approvable: 3,000e OIML Class III Recommended (max.): $\leq 15,000d$		Approvable: 3,000e OIML Class III Recommended (max.): $\leq 6,000d$		Approvable: 3,000e OIML Class III Recommended (max.): $\leq 6,000d$	
Capacity Range	3 kg up to 600 kg		3 kg up to 600 kg		3 kg up to 600 kg		3 kg up to 15 kg		3 kg up to 30 kg	
Platform Sizes (mm)	228 x 228 up to 600 x 800		228 x 228 up to 600 x 800		228 x 228 up to 600 x 800		228 x 228		182 x 226	
Ingress Protection	Scale: IP68/IP69k		Scale: IP68/IP69k		Indicator: IP66/IP67 Platform: IP65		Indicator: IP67 Platform: IP65		Scale: IP68 / 69K	
Approvals, Certificates	OIML, NTEP, CPA, CE, CSA, GMP		OIML, NTEP, CE, CSA, GMP		OIML, NTEP, CE, UL		OIML, NTEP, CE, UL		OIML, CE	
More Information	See page 82 or www.mt.com/BBA4-BBD6		See page 84 or www.mt.com/ICS689		See page 88 or www.mt.com/BBA236		See page 90 or www.mt.com/ICS226		See page 92 or www.mt.com/BPA121	

Requirement fulfillment scoring: ★★★★★ very good ★★★★☆ good ★★★☆☆ fair ★☆☆☆☆ limited ☆☆☆☆☆ none

BBA639/BBD659 Bench Scales

Streamline Cleaning and Compliance

The BBA639 and BBD659 industrial bench scales integrate easily into your weighing processes. With hygienic designs and intuitive operation, these scales optimize your check-weighing, counting, data integration, or quality assurance applications. Expedite scale assembly, adjustment, and approval with pre-configured pairings tailored to your needs.

► www.mt.com/BBA4-BBD6

Unique Impact Protection

Optimally placed and independently adjusted overload stops and additional side impact protection maintain your load cell's accuracy and the efficiency of your processes in rough industrial environments.



Exceptional Hygienic Design

Easily achieve higher hygienic standards and boost cleaning speed by up to 40% with no additional effort in any harsh or humid environment.



Impact-Resistant Durability

Protect your operation with a solution designed to withstand top and side impacts for peak performance regardless of environment and application.



Optimized Accuracy to Reduce Waste

The smart load cell used within the BBD659 bench scale actively corrects and compensates for measurement errors, which improves accuracy by up to 50% to reduce waste.



Pharmaceutical Industry

For pharmaceutical manufacturers, hygiene, accuracy, and data traceability are paramount. The BBA639/BBD659 are exceptional hygienic bench scales that help prevent contamination and enable accurate measurements so that you can deliver high-quality products, boost throughput, and minimize cleaning time.

Biotech Industry

Hygienic equipment is required in biotech environments to avoid contamination and extended downtime due to long cleaning cycles. The hermetically sealed load cell and unique hygienic design allow you to spend less time on washdown processes and boost your productivity.

Food and Beverage Industry

The rapid advancements and increasing demand in the food and beverage industry require maximum process efficiency and reliable measuring results. To help you meet these requirements, these platforms offer durable construction, IP68/IP69k load cell protection, and easy-to-clean surfaces.



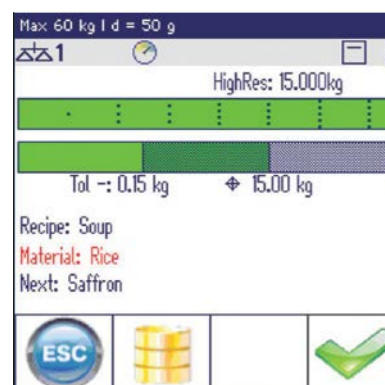
ICS689 Bench Scales

Where Hygiene Counts

The ICS689 bench and compact scale can be used for a variety of applications, including over/under checkweighing, counting, classifying, filling, formulation and many more. The full stainless-steel design makes it best suited for wet, harsh or hygienic environments especially in the food, pharmaceutical or chemical industries.

► www.mt.com/ICS689

The ICS689 product family supports fast and efficient portioning and classifying processes. Whether filling small containers placed on the platform, or using the powerful takeaway mode for filling without a keystroke, ICS scales help to speed up productivity by as much as 20%. With SpeedWeigh™, yield can be increased by up to 30%.



Formulation and SpeedWeigh Speed Up Workflows

The formulation application guides operators through recipes intuitively. SpeedWeigh optimizes the accuracy and speed for each ingredient enhancing error-free formulation.



colorWeight®

Speeds Up Production
Save time and money with the smart colored display that makes weighing applications faster and less error-prone.



Mobile Operation for the Flexibility of Your Processes

An optional long-lasting Li-Ion battery pack allows flexible operation anywhere in the facility.

Hygienic Design for Sanitary Environments

From occasionally wet to harsh washdown conditions, these scales can take it. The stainless-steel platforms and scale indicators of the ICS6 series provide a flexible and rugged solution for a wide range of weighing tasks. All parts have been engineered and manufactured according to the latest hygienic-design guidelines, resulting in a construction without closed cavities or sharp edges and minimized horizontal surfaces. This allows easy, fast and efficient cleaning.

Connect your scale via Ethernet or USB for easy data-transfer. Add a barcode reader or other peripheral for secure material identification.



Your Customized Solution

Wet and Harsh Environments

The IND400 and ICS689 Hygienic Bench Scales are the perfect solution for any application in wet and harsh environment. The rugged stainless steel design of all indicators and platforms with high ingress protection guarantees long lifetime and allows frequent and intensive cleaning.

► www.mt.com/wet-bench-scales

1 Choose an Application / Indicator

Model	IND400	ICS689
Applications	<ul style="list-style-type: none"> Basic weighing Counting and totalizing Over/under checkweighing Manual filling Classifying Animal weighing Data integrity 	<ul style="list-style-type: none"> Basic weighing Counting and totalizing Over/under checkweighing Manual filling Classifying Formulation Pick&Pack
Color TFT display	•	•
Touchscreen	•	-
Five configurable soft keys	-	•
Numeric / alphanumeric keypad	-	•
Interface options	2	4
Attachable platforms	1	4

General Specifications

Display	IND400: 5inch high-resolution touch graphic display TFT 800 x 480 pixels ICS689: Color TFT display 320 x 240 pixels
Keypad	Piezo keypad scratch-resistant material
Housing	Stainless steel 1.4301, AISI 304
Protection	Up to IP69k
Power	100-240 VAC
Optional data interfaces	IND400: RS232, RS485, USB OTG, Ethernet, WIFI 2.4/5 GHz, Digital I/O (4 in- and 4 outputs) ICS689: RS232, RS485, Ethernet, Digital I/O (4 in- and 4 outputs)
Scale Interfaces	IND400: 1 scale; Analog or digital (SICSpro) ICS689: 4 scales; Analog or digital (SICSpro), maximum 2 analog

2 Accessories

Scale Interfaces	Digital SICSpro, digital IDNet, analog (max. 2 analog, or 2 IDNet resp. 1 analog + 1 IDNet)
Accessories	Choose from various accessories such as wall bracket, columns/stands, roller tops, printers, battery packs, relays for digital I/O, barcode scanners and much more

3 Combine with the best fit platform for wet and harsh environments

Modular Solutions, IND400 and ICS689 Hygienic Bench Scales



Platform Size	3 kg	6 kg	12 kg	15kg	30 kg	60 kg	120 kg	150 kg	300 kg	600 kg
QA 228 x 228 [mm]	•	•								
A 240 x 300 [mm]	•	•	•	•						
QB 305 x 305 [mm]			•	•	•	•				
BB 300 x 400 [mm]					•	•				
B 400 x 500 [mm]					•	•	•	•		
BC 500 x 650 [mm]						•	•	•	•	
CC 600 x 800 [mm]							•	•	•	•

PBD659	3 kg	6 kg	12 kg	15kg	30 kg	60 kg	120 kg	150 kg	300 kg	600 kg
Approved readability (6,000e)	0.5 g	1 g	2 g	n/a	5 g	10 g	20 g	n/a	50 g	200 g
Recommended readability at max. resolution (60,000d)	0.05 g	0.1 g	0.2 g	n/a	0.5 g	1 g	2 g	n/a	5 g	10 g
Ingress Protection	IP68/IP69k									

PBA639	3 kg	6 kg	12 kg	15kg	30 kg	60 kg	120 kg	150 kg	300 kg	600 kg
Approved readability (3,000e)	1 g	2 g	n/a	5 g	10 g	20 g	n/a	50 g	100 g	200 g
Approved readability (2x3,000e)	n/a	1/2 g	n/a	2/5 g	5/10 g	10/20 g	n/a	20/50 g	50/100 g	100/200 g
Recommended readability at max. resolution (30,000d)	0.1 g	0.2 g	n/a	0.5 g	1 g	2 g	n/a	5 g	10 g	20 g
Ingress Protection	IP68/IP69k									

PBA439**	3 kg	6 kg	12 kg	15kg	30 kg	60 kg	120 kg	150 kg	300 kg	600 kg
Approved readability (3,000e)	1 g	2 g	n/a	5 g	10 g	20 g	n/a	50 g	100 g	200 g
Recommended readability at max. resolution (15,000d)	0.2	0.5	n/a	1	2	5	n/a	10	20	50
Ingress Protection	IP68/IP69k									

PBA436**	3 kg	6 kg	12 kg	15kg	30 kg	60 kg	120 kg	150 kg	300 kg	600 kg
Approved readability (3,000e)	1 g	2 g	n/a	5 g	10 g	20 g	n/a	50 g	100 g	200 g
Approved readability (2x3,000e)	n/a	1/2 g	n/a	2/5 g	5/10 g	10/20 g	n/a	20/50 g	50/100 g	100/200 g
Recommended readability at max. resolution (15,000d)	0.2	0.5	n/a	1	2	5	n/a	10	20	50
Ingress Protection	IP65									

High Precision, Bundle ICS Indicators with PBK989

PBK9 Series Individual bundle of IND400 and ICS689 indicators with PBK989

Platform Size (Load Plate Size)	0.6 kg	3 kg	6 kg	15 kg	30 kg	60 kg	120 kg	150 kg	300 kg	600 kg
XS 210x250 (130x160 mm)	•									
A 275x345 (240x300 mm)		•	•							
AB 280x350 mm				•	•	•				
B 400 x 500 mm						•	•			
CC 600 x 800 mm								•	•	
Approved readability (30,000e)*	0.01 g	0.1 g	0.2 g	0.5 g	1 g	2 g	5 g	5 g	10 g	
Recommended readability at max. resolution (750,000d)*	0.001 g	0.005 g	0.01 g	0.02 g	0.05 g	0.1 g	0.2 g	0.2 g	0.5 g	
Ingress Protection	IP66/IP68									

*max. readability/resolution, other resolutions see datasheet

BBA236 Bench Scale Series

Durable – Reliable – Economical

The BBA236 stainless steel scale is a robust and easy-to-operate all-in-one solution. It is a perfect fit for basic applications in dry and short-time wet industrial environments. The user-friendly scale indicator promotes fast operation and measurably improve production efficiency.

► www.mt.com/BBA236

In addition to five tactile and responsive standard keys, the scale features two freely definable function keys. This allows fast and easy switching between functions and ensures quick set-up and easy use.



BBA236 Bench Scales

For a Variety of Applications

Display	7-segment LCD Display							
Material	Scale: stainless steel, AISI304							
Power Supply	85-264 VAC, Optional: Built-in NIMH rechargeable battery pack							
Data Interfaces	RS232 (Standard)							
	Maximum Capacity							
Platform / Load Plate Size	3 kg	6 kg	15 kg	30 kg	60 kg	150 kg	300 kg	600 kg
QA 228 x 228 mm	•	•						
A 240 x 300 mm	•	•	•					
QB 305 x 305 mm			•	•	•			
BB 300 x 400 mm				•	•			
B 400 x 500 mm				•	•	•		
BC 500 x 650 mm					•	•	•	
CC 600 x 800 mm					•	•	•	•
Approved Readability	1 g	2 g	5 g	10 g	20 g	50 g	100 g	200 g
Minimum Capacity	20 g	40 g	100 g	200 g	400 g	1,000 g	2,000 g	4,000 g
Approvable Resolution	OIML Class III, 3,000e							
Recommended Resolution (max.)	15,000d							
More Information	www.mt.com/BBA236							



Highly Visible Display

For excellent readability under any light condition, the BBA236 scale features a large, 60 mm high LCD display with an adjustable white backlight.



Versatile Usage

The scale includes an RS232 interface, which allows communication with a printer or PC. Its stainless steel enclosure is both stylish and functional.



Rugged and Easy to Clean

The IP65 protected platform, with its open, sturdy and straight-forward design, allows efficient cleaning and helps to reduce possible bacterial contamination.



ICS226 Compact Scale Series

Mobile – Ergonomic – Compact

The ICS226 Compact Scale is a portable scale for weighing and portioning in food production and packaging applications. This full stainless-steel scale is IP65/IP67 protected and a good fit in any light wash-down application with a need for ruggedness and durability.

► www.mt.com/ICS226



Manufacturing Flexibility

Removable handles and a high-quality Ni-MH rechargeable battery make the ICS226 a fully portable and mobile scale for flexible operation everywhere in your facility.



Ergonomic and Rugged Keypad

The high-quality membrane keys and the duplicated Zero/Tare buttons provide long life and convenient operation.



Bright, Easy-Read Display

The ICS226 compact scale includes a large and highly visible LCD display and an intuitive graphic checkweighing scale indicator for easy readability.

ICS226 Compact Scales

For Simple Checkweighing Applications

Display	6 digit LCD Display, with white backlight		
Material	Scale: stainless steel, AISI 304		
Power Supply	100–240 VAC, Rechargeable 6V, Ni-MH battery		
Data Interfaces	RS232 (Standard)		
	Maximum Capacity		
Platform / Load Plate Size	3 kg	6 kg	15 kg
228 x 228 mm	•	•	•
Approvable Readability	1 g	2 g	5 g
Recommended Readability (min.)	0.5 g	1 g	2 g
Approvable Resolution	OIML Class III, 3,000e		
Recommended Resolution (max.)	6,000d		
More Information	www.mt.com/ICS226		



BPA121 Portable Scale

For Wet and Harsh Environments

A compact scale designed specifically for flexible use in food-processing applications, the BPA121 portable bench scale offers reliable protection against humidity and water ingress, making it the right choice for fast, accurate weighing in damp environments.

► www.mt.com/BPA121

The lightweight plastic housing of the BPA121 makes the scale easy to carry with only one hand, enabling quick mobility and simple integration into just about any space and workflow. A stainless steel platter is also available as an accessory.



Flexible Power Supply

With both a power adaptor and a lead-acid rechargeable battery, the standard configuration of this scale enables flexibility in your weighing processes.



Easy to Clean

Equipped with smooth external surfaces and easily removable electronic components, the BPA121 helps to accelerate cleaning procedures so you can maintain excellent hygiene.



Fast and Accurate

With a dual display and a stabilization time of less than 0.6s, the BPA121 enables safe and efficient weighing in your challenging industrial environment.

Hygienic Design

The BPA 121 Product Range

Scale Capacity	3kg	6kg	15kg	30kg
Readability				
3,000e	1 g	2 g	5 g	10 g
6,000d / 7,500d	0.5 g	1 g	2 g	5 g
12,000d / 15,000d	0.2 g	0.5 g	1 g	2 g
30,000d / 37,500d	0.1 g	0.2 g	0.5 g	1 g
Dual Display	6-bit 7-section red LED display			
Platter Size	182 × 226 mm			
Net Weight	2.29 kg (without battery) / 3.24 kg (with battery)			
IP Rating	IP68/69k			



Bench Scales For Hazardous Areas

Platforms for hazardous areas classified as Zone 1/21 and Division 1 enable precise weighing in areas where an explosive atmosphere is likely to occur during normal operation.

► www.mt.com/ind-haz-bench



High-Precision Weighing in Hazardous Areas

Watch the video to learn how METTLER TOLEDO platform designs enable the highest precision in hazardous areas, and how they can help you improve your weighing processes to ensure consistent quality along with improved productivity and regulatory compliance.



► www.mt.com/ICS466x-series

ICS466x Bundle

Premium bench scale for demanding applications.



ICS426x Bundle

Bench scale for advanced applications.



BBA256x Bundle

Cost effective bench scale for basic applications.



Applications	• Simple weighing and checkweighing • Manual Filling		• Simple weighing		• Simple weighing and checkweighing	
Accuracy	★★★★★	Highest precision	★★★★★	Highest precision	★★★☆☆	Standard precision
Versatility	★★★★☆	5 capacities, 2 sizes	★★★★☆	5 capacities, 2 sizes	★★★★☆	6 capacities, 5 sizes
Process Integration	★★★☆☆	Serial data interface to the safe area	★★★☆☆	Serial data interface to the safe area	★★★☆☆	Serial data interface to the safe area
Data Management	★★★★☆	Store up to 100 targets with the internal database	★★★★☆	–	★★★☆☆	Stored target for checkweighing and tare values
Compliance Support	★★★★☆	Hazardous area approved; alibi memory, user prompting.	★★★★☆	Hazardous area approved.	★★★★☆	Hazardous area approved, alibi memory, hygienic design
Display	Backlit LCD with colorWeight® functionality		Backlit LCD		Backlit LCD	
Interfaces	1 x standard RS232 and optional 1 x RS232, RS422/485, via current loop connection to ACM200 communication module in the safe area		1 x standard RS232 and optional 1 x RS232, RS422/485, via current loop connection to ACM200 communication module in the safe area		1 x standard RS232 and optional 1 x RS232, RS422/485, via current loop connection to ACM200 communication module in the safe area	
Resolution (Depending on Platform)	Approvable: $\leq 30,000e$ OIML Class II Recommended (max.): $\leq 750,000d$		Approvable: $\leq 30,000e$ OIML Class II Recommended (max.): $\leq 750,000d$		Approvable: $\leq 3,000e$ OIML Class III Recommended (max.): $\leq 15,000d$	
Capacity Range	3 kg up to 60 kg		3 kg up to 60 kg		3 kg up to 150 kg	
Platform Sizes (mm)	275 x 345 up to 280 x 350		275 x 345 up to 280 x 350		228 x 228 to 400 x 500	
Ingress Protection	IP65		IP65		IP66	
Approvals, other Certificates	OIML, NTEP		OIML, NTEP		OIML, NTEP	
Hazardous Area Approvals	IECEX/ATEX (Zone 1/21), NEC (Div. 1 and Zone 1)		IECEX/ATEX (Zone 1/21), NEC (Div. 1 and Zone 1)		IECEX/ATEX/NEC (Zone 1/21), NEC (Div. 1)	
More Information	www.mt.com/ICS466x-series		www.mt.com/ICS426x-series		www.mt.com/BBA256x	

Requirement fulfillment scoring: ★★★★★ very good ★★★★★ good ★★★☆☆ fair ★☆☆☆☆ limited ☆☆☆☆☆ none



ICS4_6x Compact Scales For Safety and Precision

When weighing in hazardous environment you need accuracy and reliability without sacrificing safety. The ICS4_6x-Series is rugged and easy to clean thanks to its stainless steel design makes it best suited for wet, harsh and hazardous environments.

- ▶ www.mt.com/ICS426x-series
- ▶ www.mt.com/ICS466x-series

The ICS4_6x-Series can easily be installed in different configurations (Front-, Wall-, Column- or Desk-Installation) Benefit: Higher productivity can be achieved by an ergonomic designed working place.



Full Protection

The intrinsically safe product design ensures highest level of safety and compliance with the latest hazardous area requirements in Zone 1/21 or Division 1.



Highest Accuracy

The ICS4_6x-Series enable industry leading accuracy of up to 750,000d in Zone 1/21, Division 1. When tolerances are tight, these scales deliver the precision you need.



Best Usability

An intuitive operating philosophy provides easy and secure handling of even complex weighing tasks in the hazardous area.



ICS4_6x Compact Scales For Advanced Weighing Applications



Models	ICS426x	ICS466x
Resolution (Approved)	OIML: 100 000e Class II, 10 000e Class III NTEP: 32 000e Class II, 10 000e Class III	
Capacities (kg)	3, 6, 15, 30, 60	
Display	Backlit LCD	Backlit LCD with colorWeight®
Keypad	4 function keys, tactile feel	32 keys, tactile feel, soft keys, numeric keypad
Housing	Stainless steel AISI304	
Interfaces	1 intrinsically safe RS232 optional: 1 RS232 or 1 RS422/485 via ACM200 module	
Power Supply	Either 120V or 230V via APS768x power supply	
Applications	Basic weighing, average weighing	Basic weighing, average weighing, checkweighing, totalizing, manual filling
Special Features	Connect two digital or one digital and one analog platform	
More Information	www.mt.com/ICS426x-series	www.mt.com/ICS466x-series



BBA256x Bench Scale Series

For Your Hazardous Environment

Designed to operate safely in environments with explosive gases or dusts, the economical BBA256x carries ATEX, IECEx and FM hazardous-area approvals. The full stainless-steel design is built to deliver reliable performance in most harsh industrial environments.

► www.mt.com/BBA256x

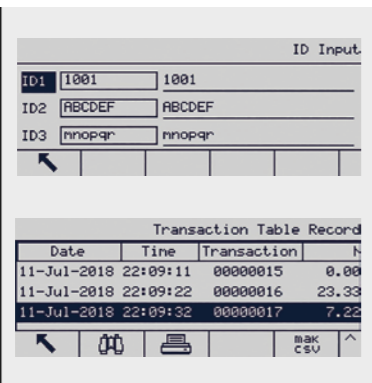
With reliable intrinsically safe technology, the BBA256x bench scale is a safe and versatile weighing solution for any Zone 1/21 and Division 1 environment.



BBA256x Bench Scale

For Simple Weighing Applications

Display	240 x 96 pixel white backlit LCD, 25 mm high digits					
Material	Scale indicator, platform, column: Stainless steel AISI304					
Power Supply	Built-in, 187 VAC to 250 VAC (for ATEX, IECEx only), or connection to METTLER TOLEDO AC power supply or an external battery installed in the hazardous area (for FM version)					
Data Interfaces	1 intrinsically safe RS232 optional: 1 RS232 or 1 RS422/485 via ACM200 module in the safe area					
Maximum Capacity						
Model / Plattform Size	6 kg	15 kg	30 kg	30 kg	60 kg	150 kg
BBA256x-7QA 228 x 228 mm	3 kg	6 kg				
BBA256x-7A 240 x 300 mm	3 kg	6 kg	15 kg			
BBA256x-7QB 305 x 305 mm			15 kg	30 kg	60 kg	
BBA256x-7BB 300 x 400 mm				30 kg	60 kg	
BBA256x-7B 400 x 500 mm				30 kg	60 kg	150 kg
Approvable resolution Class III single range - 1 x 3,000e						
Approvable readability (e min)	1 g	2 g	5 g	10 g	20 g	50 g
Minimum capacity	20 g	40 g	100 g	200 g	400 g	1,000 g
Approvable Resolution	OIML Class III, 3,000e					
Recommended Resolution	15,000d					
More Information	www.mt.com/BBA256x					



Store Transaction Data Automatically

The transaction log/alibi function in combination with label printing enhances data traceability.



Durable and Easy-to-Clean

The BBA256x platform features full electro-polished stainless-steel frame design as well as an advanced stainless-steel load cell.



Saving Costs, Reducing Set-Up

Pre-configuration of the full scale and the internal power supply makes field installation easy and fast.



Bench Platforms

For Wet and Harsh Environments

These weighing platforms are designed for demanding weighing tasks in harsh and hygienically sensitive environments.


www.mt.com/ind-platforms



High Precision in Action

Watch the video to learn how the platform design enables the highest precision in production environments and how this can help you improve your weighing processes and ensure consistent quality, increase productivity and meet regulatory requirements.

www.mt.com/PBK9

	PBK9(x) Premium platform for best-in-class performance.	PBD769 Robust platform with fast and precise results can replace three scales with one.	PBD659 Optimized hygienic design with higher accuracy.	PBA639 Optimized hygienic design for wet environments.	PBA439 Durable and economical solution for wet environments.	PBA436 Durable and economical solution for light wet environments.
Applications	<ul style="list-style-type: none"> Precision weighing & counting Automated weight determination Pharmaceutical processes 	<ul style="list-style-type: none"> Precise weighing and counting Automated weight determination Formulation and recipe weighing 	<ul style="list-style-type: none"> Harsh wet-area weighing Biotech and hygienic processes Formulation and recipe weighing 	<ul style="list-style-type: none"> Harsh wet-area weighing Biotech and hygienic processes Formulation and recipe weighing 	<ul style="list-style-type: none"> Harsh wet-area weighing Chemical processes Formulation and recipe weighing 	<ul style="list-style-type: none"> Light wet area weighing In-process quality control Formulation and recipe weighing
Accuracy	★★★★★ Highest precision	★★★★☆ High precision	★★★★☆ High precision	★★★★☆ Advanced precision	★★★★☆ Standard precision	★★★★☆ Advanced precision
Versatility	★★★★★ 9 capacities, 5 sizes	★★★★☆ 6 capacities, 3 sizes	★★★★★ 8 capacities, 7 sizes	★★★★★ 8 capacities, 7 sizes	★★★★★ 8 capacities, 7 sizes	★★★★★ 8 capacities, 7 sizes
Process Integration	★★★★★ Connects to scale indicator or direct to PLC	★★★☆☆ Digital scale interface for fast system integration	★★★★☆ Digital scale interface for fast system integration	★★★★★ –	★★★★★ –	★★★★★ –
Compliance Support	★★★★★ Hygienic design, hazardous-area approved.	★★★☆☆ Hygienic design	★★★☆☆ Hygienic design	★★★★☆ Hygienic design, hazardous-area approved.	★★★☆☆ Easy cleaning, hazardous-area approved	★★★☆☆ Easy cleaning
Resolution	Approvable: up to 30,000e OIML Class II Recommended (max.): $\leq 750,000d$	Approvable: 3 x 3,000e MI OIML Class III or 7,500e OIML Class III Recommended (max.): $\leq 150,000d$	Approvable: 6,000e OIML Class III Recommended (max.): $\leq 60,000d$	Approvable: 2 x 3,000e OIML Class III Recommended (max.): $\leq 30,000d$	Approvable: 3,000e OIML Class III Recommended (max.): $\leq 15,000d$	Approvable: 2 x 3,000e OIML Class III Recommended (max.): $\leq 15,000d$
Capacity Range	0.6 kg up to 300 kg	15 kg up to 300 kg	3 kg up to 600 kg	3 kg up to 600 kg	3 kg up to 600 kg	3 kg up to 600 kg
Platform Sizes (mm)	210 x 250 up to 600 x 800	280 x 350 up to 600 x 800	228 x 228 up to 600 x 800	228 x 228 up to 600 x 800	228 x 228 up to 600 x 800	228 x 228 up to 600 x 800
Ingress Protection	IP67/IP68	IP66/IP68	IP68/IP69k	IP68/IP69k	IP68/IP69k	IP65
Weighing Platform Material	Frame: Stainless steel AISI304 Load plate: Stainless steel AISI304 / 316	Frame: Stainless steel AISI304 Load plate: Stainless steel AISI304, brushed, e-polished	Frame: Stainless steel AISI304 Load plate: Stainless steel AISI304 / 316 e-polished	Frame: Stainless steel AISI304 Load plate: Stainless steel AISI304 / 316 e-polished	Frame: Stainless steel AISI304 Load plate: Stainless steel AISI304 / 316 e-polished	Frame: Stainless steel AISI304 Load plate: Stainless steel AISI304 / 316 e-polished
Detailed Product Information	Monobloc technology in stainless-steel housing	Digital load cell in stainless-steel housing	Stainless steel, hermetically sealed, digital load cell	Stainless steel, hermetically sealed	Stainless steel, hermetically sealed	Aluminum potted
Approvals, other certificates	OIML, NTEP, GMP, EHEDG	OIML, NTEP	OIML, NTEP, GMP	OIML, NTEP, GMP	OIML, NTEP	OIML, NTEP
Hazardous Area Approvals 	IECEX/ATEX/NEC (Zone 1/21 or Zone 2/22), NEC (Div. 1 or Div. 2)	n/a	n/a	IECEX/ATEX/NEC (Zone 1/21 or Zone 2/22), NEC (Div. 1 or Div. 2)	IECEX/ATEX/NEC (Zone 1/21 or Zone 2/22), NEC (Div. 1 or Div. 2)	n/a
More Information	See page 102 or www.mt.com/PBK9	See Page 104 or www.mt.com/PBD769	See page 106 or www.mt.com/PBA639-PBD659	See page 106 or www.mt.com/PBA639-PBD659	See page 108 or www.mt.com/PBA439	See page 108 or www.mt.com/PBA436

Requirement fulfillment scoring: ★★★★★ very good ★★★★☆ good ★★★☆☆ fair ★★☆☆☆ limited ★☆☆☆☆ none

PBK989 Bench Platform Series For Precision in Any Environment

For applications that require high reliability with industry leading metrological performance, PBK989 high-precision bench platforms, with resolutions of up to 750,000 divisions, are the right choice. Their unique platform construction makes them suitable for a variety of challenging environments, including areas with high humidity, that need regular cleaning or are classified as hazardous.

► www.mt.com/PBK9

The Monobloc load cell at the core of the PBK9 weighing platform guarantees the highest precision and reliability. The robust load-cell housing features integrated over-load protection and durable mechanical interfaces for many years of intensive use.



The Smart Platter option ensures increased weighing accuracy in areas with air movement.

PBK9 High-Precision Bench Platforms For Outstanding Accuracy

Frame Material	Stainless steel AISI304									
Load Plate Material	Stainless steel AISI304/316; Smart Platter (option for A3/A6)									
Load Cell	Monobloc technology in stainless-steel housing									
	Maximum Capacity									
Platform / Load Plate Size	0.6k g	3 kg	6 kg	15 kg	30 kg	60 kg	120 kg	150 kg	300 kg	
XS 210 x 250 / 130 x 160 mm	•									
A 275 x 345 / 240 x 300 mm		*	*							
AB 280 x 350 mm				•	•	•				
B 400 x 500 mm						•	•			
CC 600 x 800 mm								•	•	
Approvable Readability	0.01 g	0.1 g	0.2 g	0.5 g	1 g	2 g	5 g	5 g	10 g	
Recommended Readability (min.)	0.001g	0.005 g	0.01 g	0.02 g	0.05 g	0.1 g	0.2 g	0.2 g	0.5 g	
Approvable Resolution	OIML Class II, up to 30,000e									
Recommended Resolution (max.)	up to 750,000d									
More Information	www.mt.com/PBK9									

* Smart Platter load plate option available



Increased Throughput for Fast Processes

Industry-leading stabilization times make the platforms suitable for high-speed weighing processes.



Safe in Hazardous Environments

The platforms are approved for top performance in gaseous, dusty environments – Cat2/Cat3 and Div 2, Div 1.



Direct Connectivity for Safe Processes

PBK9 APW weighing platforms can be directly connected via plug-in cables to many automation control systems.



PBD769 Bench Platforms

Three Scales in One

Each PBD769 series can replace three 3,000e approved scales, saving space and costs while speeding up your processes. Even better, when a tare load is applied, the scale automatically starts to weigh with the smallest readability. Set up as a single range scale, the approvable readability is as high as 7,500e. In non-legal-for-trade applications, achieve stable resolutions of up to 150,000d.

► www.mt.com/PBD769

The PBD769 design provides stable accuracy even under unfavorable operating conditions. Unique construction in combination with a high-performing load cell make it suitable for a variety of challenging environments including areas of high humidity which need regular cleaning and are subject to harsh wash-down procedures.



PBD769 Bench Platforms

High Variability and Accuracy

Frame Material	Stainless steel AISI304					
Load Plate Material	Stainless steel AISI304; AISI316 for dynamic load plate (as option)					
Load Cell Material	stainless steel AISI304, brushed, e-polished					
	Maximum Capacity					
Platform Size	15 kg	30 kg	60 kg	120 kg	150 kg	300 kg
AB 280 x 350 mm	•	•				
B 400 x 500 mm			•	•		
CC 600 x 800 mm					•	•
Approvable Readability						
Class III, 3 x 3,000e Multi-Interval	3 kg / 1 g 6 kg / 2 g 15 kg / 5 g	6 kg / 2 g 15 kg / 5 g 30 kg / 10 g	15 kg / 5 g 30 kg / 10 g 60 kg / 20 g	30 kg / 10 g 60 kg / 20 g 120 kg / 50 g	30 kg / 10 g 60 kg / 20 g 150 kg / 50 g	60 kg / 20 g 150 kg / 50 g 300 kg / 100 g
Class III, 6,000e / 7,500e Single Range	2 g	5 g	10 g	20 g	20 g	50 g
Recommended Readability (min.)						
Up to 150,000d	0.1 g	0.2 g	0.5 g	1 g	1 g	2 g



Reliable Performance

A robust lever system together with multiple shock-absorbing protections facilitates excellent corner- and side-load stability, which makes this platform an excellent solution for many dynamic and static installations.



Improved Hygiene

The high-grade stainless-steel load plate with its machine-brushed surface features a low surface roughness, which avoids corrosion and makes it easy to clean.



Increased Throughput

Fast stabilization times and update rates from the high-performing digital load cell guarantee short cycle times even in wet and harsh environments.



PBA639/PBD659 Weighing Platforms

Cleaning and Compliance Made Easy

In regulated, hygienic environments, ease of equipment sanitation is as important as the operational performance. It is becoming increasingly important to streamline cleaning processes to not only eliminate contamination risk but also maximize productivity. The PBD659/PBA639 stainless steel weighing platforms enable you to address these challenges with an optimized hygienic design. The PBA639(x/xx) can also be used in hazardous areas.

► www.mt.com/PBA639-PBD659



PBD659/PBA639 bench platforms strictly adhere to hygienic design guidelines, facilitates quick and easy cleaning, and meets higher accuracy standards to optimize your processes and reduce costs.



Hygienic Design

PBD659/PBA639 Bench Platforms

Model	Platform Size	Capacity							
		3 kg	6 kg	12 kg/15 kg	30 kg	60 kg	120 kg/150 kg	300 kg	600 kg
PBD659/PBA639-QA	228 x 228 mm	•	•						
PBD659/PBA639-A	240 x 300 mm	•	•	•					
PBD659/PBA639-QB	305 x 305 mm			•	•	•			
PBD659/PBA639-BB	300 x 400 mm				•	•			
PBD659/PBA639-B	400 x 500 mm				•	•	•		
PBD659/PBA639-BC	500 x 650 mm					•	•	•	
PBD659/PBA639-CC	600 x 800 mm					•	•	•	•
PBD659 Approved Readability		0.5 g	1 g	2 g	5 g	10 g	20 g	50 g	200 g
PBD659 Recommended Readability		0.05 g	0.1 g	0.2 g	0.5 g	1 g	2 g	5 g	10 g
PBD659 Approvable Resolution		OIML Class III, 6,000e							
PBD659 Recommended Resolution (max.)		60,000d							
PBD659 Load Cell		Digital, Hermetically sealed, stainless steel (IP68/IP69k)							
PBA639 Approved Readability		1 g	1/2 g	2/5 g	5/10 g	10/20 g	20/50 g	50/100 g	100/200 g
PBA639 Recommended Readability		0.1 g	0.2 g	0.5 g	1 g	2 g	5 g	10 g	20 g
PBA639 Approvable Resolution		OIML Class III, 2 x 3,000e							
PBA639 Recommended Resolution (max.)		30,000d							
PBA639 Load Cell		Analog, Hermetically sealed, stainless steel (IP68/IP69k)							
More Information		www.mt.com/PBA639-PBD659							



Hazardous Area Approved

The PBA639(x/xx) platform series is available with global Ex approvals for use in Zone 1/21, Div. 1 and Zone 2/22, Div. 2 hazardous environments.



Accelerate cleaning speed

Easily achieve higher hygienic standards and boost cleaning speed by up to 40% with less effort. The innovative open platter and stainless steel design prevent moisture accumulation and allow you to eliminate contamination risk in regulated environments.



Prevent bad batches

The smart load cell used within the PBD platforms actively corrects and compensates for measurement errors caused by external and internal factors, which improves accuracy by up to 100% to prevent bad batches and reduce product waste.



PBA436/PBA439 Weighing Platforms

Durable, Easy-to-Clean Design

PBA439 and PBA436 series offer solutions for a wide range of weighing tasks in anything from light wet to harsh washdown environments. They are a perfect fit in any food, chemical or pharmaceutical processing application in which there is a need for durability and cleanliness. The PBA439(x/xx) can also be used in hazardous areas.

► www.mt.com/PBA439

This stainless-steel platform series was designed according to hygienic standards. The open, sturdy and straightforward mechanical design allows access to any part of the platform for efficient cleaning.



Affordable Weighing Platforms

PBA436/PBA439 Bench Platforms

Model	Platform Size	Capacity							
		3 kg	6 kg	15 kg	30 kg	60 kg	150 kg	300 kg	600 kg
PBA436/PBA439-QA	228 x 228 mm	•	•						
PBA436/PBA439-A	240 x 300 mm	•	•	•					
PBA436/PBA439-QB	305 x 305 mm			•	•	•			
PBA436/PBA439-BB	300 x 400 mm				•	•			
PBA436/PBA439-B	400 x 500 mm				•	•	•		
PBA436/PBA439-BC	500 x 650 mm					•	•	•	
PBA436/PBA439-CC	600 x 800 mm					•	•	•	•
PBA436 Approved Readability		1 g	1/2 g	2/5 g	5/10 g	10/20 g	20/50 g	50/100 g	100/200 g
PBA436 Recommended Readability		0.2 g	0.5 g	1 g	2 g	5 g	10 g	20 g	50 g
PBA436 Approvable Resolution		OIML Class III, 2 x 3,000e							
PBA436 Recommended Resolution (max.)		15,000d							
PBA436 Load Cell		Aluminium, potted (IP65)							
PBA439 Approved Readability		1 g	2 g	5 g	10 g	20g	50 g	100 g	200 g
PBA439 Recommended Readability		0.2 g	0.5 g	1 g	2 g	5 g	10 g	20 g	50 g
PBA439 Approvable Resolution		OIML Class III, 3,000e							
PBA439 Recommended Resolution (max.)		15,000d							
PBA439 Load Cell		Hermetically sealed, stainless steel (IP68/IP69k)							
More Information		www.mt.com/PBA439							



High-End Aluminum Load Cell
This load cell makes the PBA436 series applicable for light hose-down applications. It features moderate protection against water and humidity.



Hermetically Sealed Load Cell
This load cell makes the PBA439(x/xx) series the perfect choice for applications in extremely harsh conditions. It withstands steam and high pressure washdown.



Hazardous Area Approved
The PBA439(x/xx) platform series is available with global Ex approvals for use in Zone 1/21, Div. 1 and Zone 2/22, Div. 2 hazardous environments.




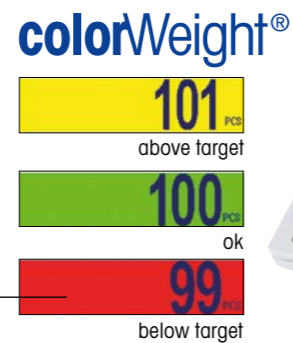
Scales and Platforms

For Dry and Dusty Environments

These series offer a wide range of scales and platforms designed to integrate easily into your weighing process, whether you need checkweighing, counting, kitting, packing or quality-assurance applications. Select your optimal combination and raise your throughput. At the same time, you will increase process security and improve product quality.

► www.mt.com/dry-bench-scales

Save time and money with our smart colored display. colorWeight® makes completeness checks, portioning, classifying and counting simple and fast while reducing error risk. The display indicates at-a-glance if weight or count is below, within or above target.



Premium and Advanced

Obtain accurate counting and checkweighing results in dust-contaminated environments. Pick&Pack ensures kit completeness the first time and avoids rework.



Industrial Basic Series

Industrial basic scales feature quality at attractive prices. They are suitable for basic food, chemical or manufacturing applications in dry and dusty environments.



Weighing Platforms

Solutions are available from 0.6 to 600 kg and thanks to innovative measuring technology, accuracies as low as 1mg can be reached.

Optimize Your Processes

Speed counts in today's competitive environment. Manufacturers are expected to produce error-free, high-quality products in record time. METTLER TOLEDO scales and platforms provide solutions for fast and accurate weighing, mixing, counting and checkweighing to increase your throughput.

Built not only to offer superior weighing performance, these instruments are designed for a long working life in rugged dry and dust-contaminated environments.

Intuitive user menus and available data-management systems allow proven traceability of your weighing processes, capturing everything from definition of articles and tolerances to tare values.

Intuitive operation and superior weighing performance combine to increase your throughput with fast, accurate results.




Bench Scales for Dry Environments

Comparison of Standard Configurations

Scales with ingress protection up to IP65 are designed for demanding weighing tasks in dry and dust-contaminated environments.

► www.mt.com/dry-bench-scales



Data+ – Data Management Software Solution

Eliminate the need to enter data manually on a scale indicator and skip directly to entering data on a PC. By streamlining this process you save effort and increase processing speed up to 20x.



► www.mt.com/Dataplus

	ICS685 Premium bench scale for demanding applications.	ICS4_5 (ICS465 / ICS445 / ICS435 / ICS425) Bench scale for advanced applications.	BBA231 Cost effective bench scale for basic applications.	ICS241 Mobile compact scale for simple applications.
Applications	<ul style="list-style-type: none"> Intuitive counting and totalizing Smart formulation and Pick&Pack Fast classifying and average weighing 	<ul style="list-style-type: none"> Accurate counting and totalizing Advanced checkweighing and portioning Fast average weighing 	<ul style="list-style-type: none"> Basic weighing and checkweighing Counting and totalizing Average weighing 	<ul style="list-style-type: none"> Basic weighing Simple counting
Accuracy	★★★★★ Highest precision	★★★★★ Highest precision	★★★☆☆ Standard precision	★★★☆☆ Standard precision
Versatility	★★★★★ 9 capacities, 8 sizes	★★★★★ 9 capacities, 8 sizes	★★★★☆ 6 capacities, 5 sizes	★★★☆☆ 4 capacities, 1 size
Process Integration	★★★★★ Up to 4 scale and 4 data interfaces	★★★★☆ Up to 2 scale and 2 data interfaces	★★★☆☆ 1 standard & 1 optional interface	★★★☆☆ 1 standard interface
Data Management	★★★★★ Database stores up to 5,000 articles	★★★☆☆ Database stores up to 100 articles	☆☆☆☆ –	★★★☆☆ Database stores up to 50 articles.
Compliance Support	★★★★★ Alibi memory and user management functionality	★★★★☆ Alibi memory and user prompting functionality	☆☆☆☆ –	☆☆☆☆ –
Display	Color TFT (320 x 240) with 3 display layouts. colorWeight® functionality	Graphic LCD display with 3 display layouts. colorWeight® functionality	7-segment LCD display with white backlight	Graphic LCD display with white backlight
Interfaces	RS232, RS422/485, USB, Ethernet, Digital I/O (4 in- & 4 outputs)	RS232, RS422/485, USB, Ethernet, Digital I/O (4 in- & 4 outputs)	RS232, RS422/485, USB Device, Digital I/O	RS232
Resolution (depending on platform)	Approvable: $\leq 60,000e$ OIML Class II Recommended (max.): $\leq 610,000d$	Approvable: $\leq 60,000e$ OIML Class II Recommended (max.): $\leq 610,000d$	Approvable: 3,000e OIML Class III Recommended (max.): $\leq 15,000d$	Approvable: 3,000e OIML Class III Recommended (max.): $\leq 30,000d$
Capacity Range	0.6 kg up to 600 kg	0.6 kg up to 600 kg	6 kg up to 300 kg	3 kg up to 30 kg
Platform Sizes (mm)	206 x 247 up to 600 x 800	206 x 247 up to 600 x 800	240 x 300 up to 600 x 800	230 x 306
Ingress Protection	IP54; optional IP65	IP54; optional IP65	IP54	–
Approvals, Certificates	OIML, NTEP, CE, CSA C US	OIML, NTEP, CE, CSA C US	OIML, NTEP, CE, UL	OIML, CE, UL
More Information	See page 114 or www.mt.com/ICS685	See page 114 or www.mt.com/ICS465	See page 118 or www.mt.com/BBA231	See page 120 or www.mt.com/ICS241

Requirement fulfillment scoring: ★★★★★ very good ★★★★☆ good ★★★☆☆ fair ★★★☆☆ limited ☆☆☆☆ none

ICS Bench Scale Series

When Productivity and Flexibility Counts

The ICS685, ICS465, ICS445, ICS435 and ICS425 bench and compact scales series can be used for a variety of applications including counting, over/under checkweighing, classifying, filling and kitting. The rugged design makes these scales suited for dry and dust-contaminated environments in a variety of industries, such as metal fabrication, plastic molding and electronics.

► www.mt.com/dry-bench-scales

When verifying inventory, packaging or production quantities, every part or piece is important. The ICS685 and ICS4_5 scale family provides solutions to make parts-counting applications fast, accurate and cost-effective. ICS685 provides intuitive guidance for packing and ensures kit completeness on the first pick.



colorWeight® Speeds Up Production

Save time and money with the smart colored display that makes weighing applications faster and less error-prone.



Mobile Operation for Flexible Processes

An optional long lasting Li-Ion battery pack allows flexible operation anywhere in the facility.



Pick&Pack™ and SpeedWeigh™ Ensure Kit Completeness

The Pick&Pack™ application guides the operator intuitively through an error-free picking process. Pair with SpeedWeigh™ to increase speed by up to 50%.



The Right Solution Tailored to Your Specific Needs

The ICS685, ICS465, ICS445, ICS435 and ICS425 product family is a highly modular product range consisting of a large variety of scale indicators and platforms to best fulfill your specific requirements. From simple weighing to integrated solutions with multiple components including third-party devices, a wide range of configurations are possible.

Connect your scale via Ethernet or USB for easy data-transfer. Add a barcode reader or other peripheral for secure material identification.



ICS Bench Scale Series

Configurations for Dry Environments

ICS685, ICS465, ICS445, ICS435 and ICS425 compact scales are the perfect fit for your applications in dry or dusty environments. Whether you need a scale for simple weighing, advanced counting or quality control applications, you will find the perfect solution for your specific needs.

► www.mt.com/dry-bench-scales

1 Choose an application / scale indicator



Model	ICS425	ICS435	ICS445	ICS465	ICS685
Applications	• Basic Weighing	• Basic Weighing	• Basic Weighing • Counting	• Basic Weighing • Counting • Over/Under Checkweighing	• Basic Weighing • Counting • Over/Under Checkweighing • Filling/Dosing • Classifying • Formulation • SpeedWeigh • Pick&Pack
Color TFT Display					•
colorWeight®				•	•
Configurable Soft Keys			•	•	•
Numeric (n) / Alphanumeric (a) Keypad		n		n	a
Additional Interface Options	1	1	1	1	3
Attachable Platforms	1	1	2	2	4*

* Maximum 2 analog, or 2 IDNet platforms respectively 1 analog plus 1 IDNet

General specifications

Resolution for Analog Platforms**	300,000d; 7,500e, OIML / 10,000d, NTEP
Display	ICS4_5: LCD liquid crystal graphical display with backlighting ICS685: Color TFT display 320 x 240 pixels
Keypad	Tactile-touch membrane keypad (PET), scratch-resistant material
Housing	Die-cast aluminium
Protection	IP65
Power	100 – 240 VAC; optional battery 12 V/2.5 A
Standard Interfaces	1 RS232

** for digital platforms, the resolution is defined by the respective platform

2 Select interface options / accessories

Optional Data Interfaces	RS232, RS422/485, USB device/host, Ethernet, Digital I/O (4 Inputs and 4 Outputs)
Optional Scale Interfaces	digital SICSpro, digital IDNet, analog (max. 2 analog, or 2 IDNet resp. 1 analog and 1 IDNet)
Accessories	Choose from various accessories such as wall bracket, columns/stands, roller tops, printers, battery packs, relays for digital I/O, barcode scanners and much more.

3 Combine with the right platform for dry environment

PBK785	Maximum Capacity					
	0.6 kg	3 kg	6 kg	6 kg	15 kg	35 kg
Platform/Load Plate Size						
XS 206 x 247 (130 x 160 mm)	•	•	•			
SM 206 x 247 (200 x 240 mm)				•		
LA 247 x 357 (240 x 350 mm)					•	•
Approvable Readability	0.01 g	0.1 g	0.1 g	1 g	1 g	1 g
Recommended Readability (min.)	0.001 g	0.01 g	0.01 g	0.1 g	0.1 g	0.1 g
Frame Material	Dye-Casted aluminum					
Load Plate Material	Stainless steel AISI304					
Load Cell	Monobloc technology					
Approvable Resolution	OIML Class II, up to 60,000e					
Recommended Resolution (max.)	up to 610,000d					
Ingress Protection	IP65					



PBD555	Maximum Capacity			
	3 kg	6 kg	15 kg	35 kg
Platform/Load Plate Size				
SM 206 x 247 (200 x 240 mm)	•	•		
LA 247 x 357 (240 x 350 mm)			•	•
Approvable Readability	0.5 g	1 g	2 g	5 g
Recommended Readability (min.)	0.05 g	0.1 g	0.2 g	0.5 g
Frame Material	Dye-Casted aluminum			
Load Plate Material	Stainless steel AISI304			
Load Cell	Digital aluminum potted			
Approvable Resolution	OIML Class III, up to 7,500e			
Recommended Resolution (max.)	up to 75,000d			
Ingress Protection	IP65			



PBD655	Maximum Capacity						
	6 kg	12 kg	30 kg	60 kg	120 kg	300 kg	600 kg
Platform Size							
A 240 x 300 mm	•	•					
BB 300 x 400 mm			•	•			
B 400 x 500 mm				•	•		
BC 500 x 650 mm					•	•	
CC 600 x 800 mm						•	•
Approvable Readability	1 g	2 g	5 g	10 g	20 g	50 g	100/200 g
Recommended Readability (min.)	0.1 g	0.2 g	0.5 g	1 g	2 g	5 g	10 g
Frame Material	Powder coated, carbon steel						
Load Plate Material	Stainless steel AISI304						
Load Cell	Digital aluminum potted						
Approvable Resolution	OIML Class III, 6,000e						
Recommended Resolution (max.)	60,000d						
Ingress Protection	IP65						
More Information	www.mt.com/PBD655						




BBA231 Bench Scale Series

Fast – Versatile – Economical

The BBA231 bench scale is a cost-effective, easy-to-operate one-for-all solution and a perfect fit for basic applications in dry and dust-contaminated environments. The user-friendly scale indicator with its highly visible display promotes quick operation and can measurably improve production efficiency.

► www.mt.com/BBA231

In addition to five tactile and responsive standard keys, the scale features two free definable function keys. This allows fast and easy switching between functions and ensures quick set-up and easy use.



BBA231 Bench Scale

For a Variety of Applications

Display	7-segment LCD Display					
Material	Load plate: AISI304					
Power Supply	85 – 264 VAC, 6AA Batteries					
Data Interfaces	RS232					
	Maximum Capacity					
Platform / Load Plate Size	6 kg	15 kg	35 kg	60 kg	150 kg	300 kg
A 240 x 300 mm	•	•				
BB 300 x 400 mm			•	•		
B 400 x 500 mm				•	•	
BC 500 x 650 mm				•	•	•
CC 600 x 800 mm				•	•	•
Approvable Readability	2 g	5 g	10 g	20 g	50 g	100 g
Recommended Readability (min.)	0.5 g	1 g	2 g	5 g	10 g	20 g
Approvable Resolution	OIML Class III, 3,000e					
Recommended Resolution (max.)	15,000d					
More Information	www.mt.com/BBA231					



Highly Visible Display

For excellent readability under any light condition, the BBA231 scale features a large, 60 mm high LCD display with an adjustable white backlight.



Versatile Usage

The scale includes an RS232 interface which allows communication with a printer or PC. Its plastic enclosure is both stylish and functional.



Robust Construction

The rugged platform construction ensures durability and accurate weighing results. Overload stop protects the load cell from damage.



ICS241 Compact Scale Series

Convenient – Smart – Efficient

The ICS241 is a versatile counting and simple-weighing scale for various industrial environments, including production, warehouse & logistics, packaging and quality control. It offers an easy-to-use interface with an intuitive LCD display and alphanumeric keypad for easy, fast operation.

► www.mt.com/ICS241




The ICS241 offers configurable soft keys for fast access to key functions, such as sampling and counting. The numeric keypad allows for fast input of tare or sample weights.




Smart Database Management

The transaction database can save each counting/weighing result and up to 30,000 entries via SD card for traceability.



Batteries for Mobile Operation

The ICS241 features an easily accessible battery compartment with six D-size dry or rechargeable batteries for self-contained operation.



Intuitive LCD Display

The large graphic LCD display shows text and graphics for excellent operator guidance. All relevant information is shown on one screen.

ICS241 Counting Scales

For Simple Counting

Display	Graphic LCD display, with white backlight			
Material	Scale: plastic			
Power Supply	6D size batteries or 100 – 240 VAC over adapter			
Data Interfaces	RS232			
	Maximum Capacity			
Platform / Load Plate Size	3 kg	6 kg	15 kg	30 kg
228 x 228 mm	•	•	•	•
Approvable Readability	1 g	2 g	5 g	10 g
Recommended Readability (min.)	0.1 g	0.2 g	0.5 g	1 g
Approvable Resolution	OIML Class III, 3,000e			
Recommended Resolution (max.)	30,000d			
More Information	www.mt.com/ICS241			



Bench Platforms

For Dry and Dusty Environments

Weighing platforms designed for your most demanding weighing tasks in dry and dust-contaminated environments.

www.mt.com/ind-platforms

Unmatched Precision

Robust Construction

High Precision in Action

Watch the video to learn how the platform design enables the highest precision in production environments and how this can help you improve your weighing processes to ensure consistent quality, increase productivity and meet regulations.

www.mt.com/PBK9

	PBK9(x) Premium platform for best-in-class performance.		PBA757 Robust and rugged platform that gives you fast and precise results.		PBD655 Digital platform for advanced applications.		PBA655(x) Analogue platform for standard applications.		PBA220 Analogue platform for basic applications.	
Applications	<ul style="list-style-type: none"> Precision weighing and counting Automated weight determination Net content control 		<ul style="list-style-type: none"> Dynamic weighing and counting Shipping and manifesting Net content control 		<ul style="list-style-type: none"> In-process quality control Automated weight determination Net content control 		<ul style="list-style-type: none"> Sorting and tracking Shipping and manifesting 		<ul style="list-style-type: none"> Sorting and tracking Shipping and manifesting 	
Accuracy	★★★★★	Highest precision	★★★★☆	High precision	★★★★☆	High precision	★★★☆☆	Advanced precision	★★★☆☆	Standard precision
Versatility	★★★★☆	9 capacities, 5 sizes	★★★★☆	3 capacities, 2 sizes	★★★★☆	7 capacities, 5 sizes	★★★★☆	7 capacities, 5 sizes	★★★★☆	6 capacities, 9 sizes
Process Integration	★★★★★	Connects to scale indicators or direct to PLC	★★★★☆	Optional digital scale interface	★★★★★	Connects to scale indicators or direct to PLC	☆☆☆☆☆	–	☆☆☆☆☆	–
Compliance Support	★★★★★	Hazardous-area approved.	★★★☆☆	Hazardous-area approved.	☆☆☆☆☆	–	★★★☆☆	Hazardous-area approved.	☆☆☆☆☆	–
Resolution	Approvable: up to 30,000e OIML Class II Recommended (max.): 750,000d		Approvable: 6,000e OIML Class II Recommended (max.): $\leq 60,000d$		Approvable: 6,000e OIML Class III Recommended (max.): $\leq 60,000d$		Approvable: 6,000e OIML Class III Recommended (max.): $\leq 60,000d$		Approvable: 3,000e OIML Class III Recommended (max.): $\leq 15,000d$	
Capacity Range	60 kg up to 300 kg		60 kg up to 300 kg		6 kg up to 600 kg		6 kg up to 600 kg		6 kg up to 300 kg	
Platform Sizes (mm)	400 x 500 up to 600 x 800		400 x 500 and 600 x 800		240 x 300 up to 600 x 800		240 x 300 up to 600 x 800		240 x 300 up to 600 x 800	
Ingress Protection	IP66 / IP68		IP65		IP65		IP65		IP65	
Weighing Platform Material	Frame: powder coated carbon steel Load plate: stainless steel AISI304/316		Frame: powder coated mild steel Load plate: stainless steel AISI304		Frame: powder coated carbon steel Load plate: stainless steel AISI304		Frame: powder coated carbon steel Load plate: stainless steel AISI304		Frame: powder coated carbon steel Load plate: stainless steel AISI304/316	
Load Cell	Monobloc technology in stainless steel housing		Analog aluminum load cell, optional digital interface		Aluminum, potted		Aluminum, potted		Aluminum, potted	
Approvals, other certificates	OIML, NTEP		OIML, NTEP		OIML, NTEP		OIML, NTEP		OIML, NTEP	
Hazardous Area Approvals	IECEx/ATEX/NEC (Zone 1/21 or Zone 2/22), NEC (Div. 1 or Div. 2)		ATEX (Zone 2/22)		n/a		NEC (Zone 0, Zone 2); NEC (Div. 1 or Div 2)		n/a	
More Information	See page 124 or www.mt.com/PBK9		See Page 126 or www.mt.com/PBA757		See page 128 or www.mt.com/PBD655		See page 128 or www.mt.com/PBA655		www.mt.com/PBA220	

Requirement fulfillment scoring: ★★★★★ very good ★★★☆☆ good ★★★★★ fair ★★★★★ limited ★★★★★ none

PBK987 Bench Platform Series

For Precision in Dry Environments

For applications that require high reliability with industry-leading metrological performance, PBK987 high-precision bench platforms, with resolutions of up to 750,000 divisions, are the right choice. Their unique construction makes them suitable for a variety of challenging environments, including heavily dust-contaminated areas.

► www.mt.com/PBK9

The Monobloc load cell at the core of the PBK9 weighing platform guarantees the highest precision and reliability. The robust load-cell housing features integrated overload protection and durable mechanical interfaces for many years of intensive use.



PBK9 High-Precision Bench Platforms

For Outstanding Accuracy

Frame Material	Stainless steel AISI304			
Load Plate Material	Stainless steel AISI304/316			
Load Cell	Monobloc technology in stainless steel housing			
	Maximum Capacity			
Platform / Load Plate Size	60 kg	120 kg	150 kg	300 kg
B 400 x 500 mm	•	•		
CC 600 x 800 mm			•	•
Approvable Readability	2 g	5 g	5 g	10 g
Recommended Readability (min.)	0.1 g	0.2 g	0.2 g	0.5 g
Approvable Resolution	OIML Class II, up to 30,000e			
Recommended Resolution (max.)	up to 750,000d			
More Information	www.mt.com/PBK9			



Increased Throughput for Fast Processes

Industry-leading stabilization times make the platforms suitable for high-speed weighing processes.



Accurate Counting

Instead of using a separate reference scale for counting applications, one PBK9 with a fitting scale indicator (e.g. ICS685) can be used for the entire process.



Direct Connectivity for Automation

PBK9 APW weighing platforms can be directly connected via the ACT350 transmitter or IND360 indicator.



PBA757 Bench Platforms

Designed for Dynamic and Static Use

The robust and reliable lever system grants excellent corner- and side-load stability, which makes this platform an excellent solution for many dynamic and static conveyor applications. Furthermore, it is the best choice for a multitude of counting and simple weighing tasks. The approvable readability is as high as 6,000e. In non-legal-for-trade applications, stable resolutions of up to 60,000d can be achieved.

► www.mt.com/PBA757

The PBA757 analog platform is suitable for many purposes, such as conveyor systems, counting, filling and self-check-out applications. It stands for fast, precise and stable operation in dynamic and rugged manual applications thanks to its rigid corner- and side-load characteristics.



Fast Dynamic Weighing

The unique mechanical design of the PBA757 platform series allows for stable weighing results even in fast dynamic conveyor applications. It facilitates high throughput and faster processes.



Reliable Weighing

The robust and highly reliable lever system together with multiple shock-absorbing protections facilitates excellent corner- and side-load stability.



Safe in Hazardous Areas

The platforms are approved for use in the presence of flammable gases and dusts in Zone 2/22.

PBA757 Bench Platforms

Highly Accurate and Rigid

Frame Material	Mild steel powder coated		
Load Plate Material	Stainless steel AISI304; AISI316 for dynamic load plate (as option)		
Load Cell Material	Aluminium		
Scale Interface	Analog, SICSpro (as option), IDNet (as option)		
	Maximum Capacity		
Platform Size	60 kg	120 kg	300 kg
B 240 x 300 mm	•	•	
CC 300 x 400 mm		•	•
Approvable Readability			
Class III, 6,000e Single Range	10 g	20 g *	50 g
Min. Capacity (certified platforms only)	200 g	400 g	1000 g

* For B120 model, 6000e is only available with SICSPro interface.



PBD655 and PBA655(x) Bench Platforms For Reliability in Dry Environments

The digital PBD655 and analog PBA655(x) bench-scale platform-series are designed for durability and reliability. They are the perfect choice for dry and dust-contaminated environments, such as receiving, inspection, manufacturing and warehousing. The platforms feature resolutions of up to 60,000 divisions.


► www.mt.com/PBD655

The PBD655 platform series is a rugged digital device designed for simplicity and dependability. It features an approvable resolution of OIML 6,000e. This provides optimal accuracy while still being cost-effective.



PBD655 and PBA655(x) Bench Platforms For Out-of-the-Box Weighing

Frame Material	Powder-coated carbon steel						
Load Plate Material	Stainless steel AISI304						
Load Cell	Digital or analog aluminum						
	Maximum Capacity						
Platform Size	6 kg	12 kg	30 kg	60 kg	120 kg	300 kg	600 kg
A 240 x 300 mm	•	•					
BB 300 x 400 mm			•	•			
B 400 x 500 mm				•	•		
BC 500 x 650 mm				•	•	•	
CC 600 x 800 mm				•	•	•	•
Approvable Readability	1 g	2 g	5 g	10 g	20 g	50 g	100 / 200 g
Recommended Readability (min.)	0.1 g	0.2 g	0.5 g	1 g	2 g	5 g	10 g
Approvable Resolution	OIML Class III, 6,000e						
Recommended Resolution (max.)	60,000d						
More Information	www.mt.com/PBD655						




Ready to Operate in Seconds

The PBD655 platform is a true digital, pre-calibrated device designed for simplicity. Plug the platform into a suitable scale indicator and start weighing.



High Durability

The extremely robust platform design features an approvable resolution of OIML 6,000e for optimal weighing and counting precision.



Damage Protected

The PBA655 platform features several overload stops to ensure the best possible load cell protection and long life.

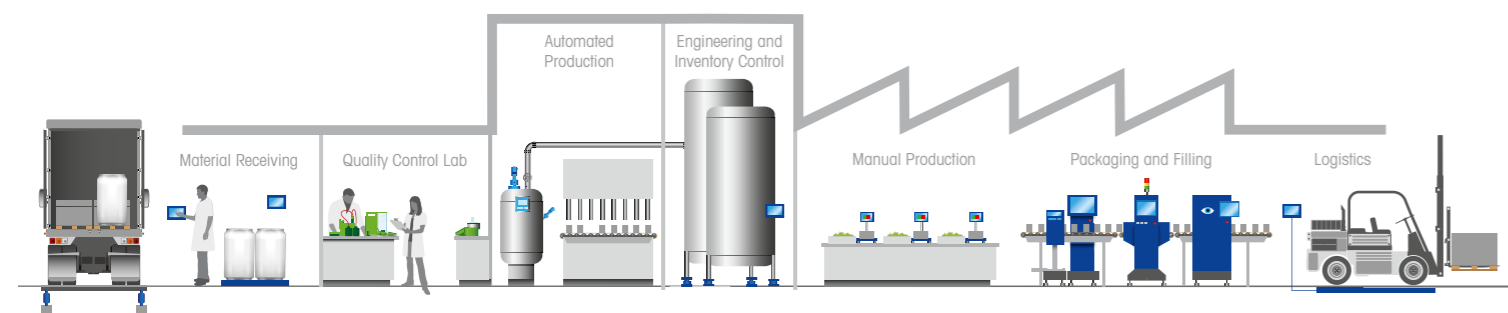




Floor, Low-Profile and Platform Scales

Floor Scales and Platforms For Dry, Wet and Harsh Environments	132
Rugged, Lift and Versatile Platforms – Compare the Models	134
High Capacity, Heavy Duty Platforms – Compare the Models	136
PFK989/PFK988 – Precise Weighing in Any Environment	138
PHD779 Ultra-Low-Profile Scales – Hygienic Design, Smart Weighing	140
PowerDeck™ PFD7 Floor Platforms – Maximize Productivity and Yields	142
PFA579(x)lift/PFA779lift – Designed for Hygienic Demands	144
PFA575(x)/PFA579(x) – Rugged for Durable, Reliable Weighing	146
PFA584(x)/PFA589(x) – Globally Configurable Solutions	148
BFA231/BFA236 – Simple, Reliable Weighing Performance	150
Low-Profile, Lift and Mobile Scales – Compare the Models	152
PUA574/PUA579(x) – Easy Loading and Space Saving	154
PUA579(x)lift – Excellent Hygiene and Thorough Cleaning	156
PUA579(x) – Maximum Flexibility, Mobile Use	158
BUA231/BUA236 – Simple and Easy to Use	160

Our Solutions For Your Production



▶ Pallet Scales and Pallet Truck Scales – For More Information, See Page	164
▶ For Compatible Scale Indicators – See Our Scale Indicator Portfolio on Page	20


Floor Scales and Platforms

For Dry, Wet and Harsh Environments

Our versatile floor and platform scales provide you with the highest precision, reliability and durability for a variety of heavy-duty applications in industrial environments. Easy to clean and move, they can be configured for ground or pit weighing.

► www.mt.com/floor-scales

Floor scales are reliable and robust platforms available for a variety of industries and applications. Whether a process requires portability for flexible use, hygienic design for fast and easy cleaning, or low-profile for easy loading, METTLER TOLEDO got you covered.



Advanced Technology

A MonoBloc load cell and hybrid platform allow high-precision weighing with resolutions up to 30,000e and capacities from 300 kg to 30,000 kg.



Hygienic Design

These scales are ideal for hygienic applications and quick wash-down due to smooth surfaces, washout areas, a lift deck and an IP69k rating.



Low-Profile Lift Deck

Easy to load, lift and clean, these scales enable mobile weighing for greater flexibility and productivity.

Built for Your Specific Applications

Our versatile platform structures are a great fit for applications that require easy cleaning, moving and loading. They are designed for heavy-duty, high-precision weighing in food, pharma, chemical and manufacturing settings.

- Models in stainless and painted mild steel
- Smooth and patterned surface options
- Rocker-foot suspension
- Low profile lift deck; optional wheels for mobility
- Hermetically sealed load cell rated IP68 / IP69k
- Hygienic design
- MonoBloc weighing cell and hybrid leveling system
- Also available as pallet and pallet truck scales



Rugged, Lift and Versatile Platforms

Precise, Durable, Easy Clean and Hygienic

Our rugged, versatile weighing platforms are designed for your highest precision in an easy-to-clean format, whether they are installed above ground or using a pit. They offer you repeatable weighing in dry, wet, hygienic and harsh environments.

► www.mt.com/floor-scales

Unmatched Precision
Robust Construction







High Precision in Action

Watch the video to learn how METTLER TOLEDO's platform design enables the highest precision in production environments, and how it can help you improve your weighing processes to ensure consistent quality, better productivity and regulatory compliance.



► www.mt.com/PBK9

	PFK989(x)/PFK988(x)	PFD774/PFD779	PFA779lift/PFA579(x)lift
	<p>Stainless and mild steel platform fit for dry, wet and wash-down environments.</p> 	<p>Fully sealed stainless and mild steel platforms fit for dry, wet, heavy wash-down and heavy duty environments.</p> 	<p>Stainless platform with lift device fit for wet, wash-down, hygienic and hazardous environments. Easy to load and clean.</p> 
Applications	<ul style="list-style-type: none"> Precision weighing Automated weight determination Chemical and pharma processes 	<ul style="list-style-type: none"> Process weighing Filling and formulation Chemical, pharma, and food processes 	<ul style="list-style-type: none"> Filling and formulation Bulk material handling Wet and hygienic material weighing
Accuracy	★★★★★ Highest precision weighing	★★★★★ Lowest profile scale for process tolerances	★★★★☆ Reliable weighing; improved weighing consistency
Versatility	★★★★★ 4 capacities, 4 sizes	★★★★★ 6 capacities, 7 sizes, optional free sizes	★★★★☆ 4 capacities, 4 sizes, optional free sizes
Process Integration	★★★★★ Digital interface for fast system integration	★★★★★ Digital interface for fast system integration	★★★★☆ Analog or digital interface for fast system integration
Compliance Support	★★★★☆ GMP; hazardous-area approved.	★★★★☆ Hazardous-area approved.	★★★★★ Hygienic design; GMP; hazardous area approved.
Resolution	Approvable: up to 30,000e OIML Class II, 3 x 10,000e multi interval, OIML Class III Recommended (max.): 750,000d	Approvable: 2 x 10,000e, 2 x 6000e multi range, 6,000e OIML Class III; 10,000e CMC; 10,000d NTEP; Recommended (max.): 50,000d	Approvable: 2 or 3 x 3,000e multi range, 2 x 3,000e multi interval, 6,000e OIML Class III Recommended (max.): 30,000d
Capacity Range	300 kg up to 3,000 kg	300 kg up to 12,000 kg	300 kg up to 3,000 kg
Platform Size (mm)¹	800 x 1,000 up to 1,500 x 1,500	800 x 800 up to 2,500 x 2,000	1,000 x 1,000 up to 1,500 x 1,500
Ingress Protection	IP66/IP68	IP68	IP68
Weighing Platform Material	Frame: Stainless steel AISI304 / mild steel Load plate: Stainless steel AISI304 / 316 / mild steel	Stainless Steel AISI 304 or 316 option / carbon steel	Stainless steel AISI 304 or 316 option
Load Cell	Stainless steel (AISI304), brushed, e-polished, Electromagnetic Force Restoration	Stainless steel, hermetically sealed POWERCELL® SLB615D	Stainless steel, hermetically sealed, strain gage
Approvals, other certificates	OIML, NTEP, GMP	OIML, NTEP	OIML, NTEP
Special Features	Lift deck or removable deck plate	Sealed sandwich design structure Lowest profile on market	Lift deck
Hazardous Area Approvals 	IECEX/ATEX/NEC (Zone 1/21 or Zone 2/22), NEC (Div. 1 or Div. 2)	IECEX/ATEX (Zone 2/22), NEC (Div 2; Zone 2)	ATEX (Zone 1/21 or Zone 2/22)
More Information	www.mt.com/PFK9	www.mt.com/Powerdeck	www.mt.com/PFA579lift www.mt.com/PFA779lift

Requirement fulfillment scoring: ★★★★★ very good ★★★★☆ good ★★★★★ fair ★★★★★ limited ★★★★★ none
¹ Some options are not globally available, please refer to the local data sheet






High Capacity, Heavy Duty Platforms

Accurate and Reliable Weighing

Rugged and high capacity weighing platforms are built for heavy industrial use. A variety of floor platforms/options are available to match your application's requirements.

► www.mt.com/floor-scales

	PFA575/PFA579(x) Stainless and mild steel platform fit for dry, wet and wash-down environments. 	PFA584/PFA589(x) Stainless and mild steel platform fit for dry, wet and wash-down environments. 	BFA236/BFA231 Stainless and mild steel. Low profile fit for dry areas. Easy to load and clean. 
Applications	<ul style="list-style-type: none"> Industrial weighing Filling and formulation Bulk material handling 	<ul style="list-style-type: none"> Industrial weighing Filling and formulation Bulk material handling 	<ul style="list-style-type: none"> Basic weighing Bulk material handling Inventory control
Accuracy	★★★★☆ Reliable weighing; improved weighing consistency	★★★★☆ Reliable weighing; improved weighing consistency	★★★★☆ Reliable weighing
Versatility	★★★☆☆ 4 capacities, 5 sizes, optional free sizes	★★★★★ 7 capacities, 7 sizes, optional free sizes	★★★★☆ 2 capacities, 2 sizes
Process Integration	★★★★☆ Analog or digital interface for fast system integration	★★★★☆ Analog or digital interface for fast system integration	★★★★☆ RS232 system integration via scale indicator
Compliance Support	★★★☆☆ GMP; hazardous area approved.	★★★★☆ Hazardous-area approved.	☆☆☆☆ –
Resolution	Approvable: 2 or 3 x 3,000e multi range, 2 x 3,000e multi interval, 6,000e OIML Class III; Recommended (max.): 30,000d	Approvable: 2 or 3 x 3,000e multi range, 2 x 3,000e multi interval, 6,000e OIML Class III; Recommended (max.): 30,000d	Approvable: 3,000e, OIML Class III Recommended (max.): 15,000d
Capacity Range	300 kg up to 3,000 kg	300 kg up to 12,000 kg	1,500 kg up to 3,000 kg
Platform Size (mm)¹	1,000 x 1,000 up to 2,000 x 1,500	800 x 800 up to 2,000 x 2,000	1,250 x 1,250 and 1,500 x 1,500
Ingress Protection	IP65/IP68	IP68	IP67
Weighing Platform Material	Stainless steel AISI 304 or 316 option / carbon steel	Stainless steel AISI 304 or 316 option / carbon steel	Stainless steel AISI 304 / carbon steel
Load Cell	Stainless steel, hermetically sealed, strain gage	Stainless steel, hermetically sealed, strain gage	Alloy steel, hermetically sealed
Approvals, other certificates	OIML, NTEP, GMP	OIML	OIML
Special Features	Removable deck plate	Lowest profile on market	Scale indicator is connected with platform
Hazardous Area Approvals ⚠	ATEX (Zone 1/21 or Zone 2/22)	IECEx/ATEX (Zone 1/21 or Zone 2/22), NEC (Div. 1 or Div. 2)	n/a
More Information	www.mt.com/PFA575 / www.mt.com/PFA579x	www.mt.com/ind-pfa-video	www.mt.com/BFA231-236

Requirement fulfillment scoring: ★★★★★ very good ★★★★☆ good ★★★☆☆ fair ★★★★☆ limited ☆☆☆☆ none

¹ Some options are not globally available, please refer to the local data sheet



PFK989/PFK988 Floor Scales

Precise Weighing in Any Environment

Accurate weighing helps you to manage raw materials, ensure compliance with regulations and improve your product quality. For floor scale applications that require reliability with the best accuracy available, PFK9 weighing platforms provide industry-leading performance. The wide range of platforms with 4 capacities from 300 to 3,000 kilograms in 4 sizes makes them suitable for a variety of applications and industries.

► www.mt.com/PFK9



A Monobloc-technology load cell sits at the core of PFK9 weighing platforms to guarantee the highest precision and reliability. A robust load-cell housing features integrated overload protection and durable mechanical interfaces for many years of intensive use.



Functional Design

Pit installation allows easy loading and unloading on the ground level. Pit frames, available as accessories for all floor scales, offer a short installation time and easy positioning/leveling.



Direct Connectivity

PFK9 APW weighing platforms can be directly connected via plug-in cables to many process-control systems for safe, easy integration.



Safe in Hazardous Environments

When working in a hazardous environment, safety is critical. PFK9 weighing platforms are approved for use in hazardous areas classified Category 3, Division 2 for top performance in gaseous and dusty environments.

PFK9 Floor Platforms

Accurate – Reliable – Robust – Versatile

Platform Size	Maximum Capacity			
	300 kg	600 kg	1,500 kg	3,000 kg
C 1,000 x 800 mm	•	•		
D 1,250 x 1,000 mm		•	•	
E 1,500 x 1,250 mm			•	•
ES 1,500 x 1,500 mm			•	•
Approvable Readability (15000e, class II)	20 g	50 g	100 g	200 g
Recommended Readability (min.)	0.5 g	1 g	2 g	5 g
Approvable Resolution	3 x 10,000eMI (class III), 15,000e (class II)			
On Request	30,000e (class II)			
Recommended Resolution (max.)	750,000d			
More Information	www.mt.com/PFK9			



PHD779 Ultra-Low-Profile Scales

Hygienic Design, Smart Weighing

Combine the power of POWERCELL® technology with our fully optimized hygienic design. The ultra-low-profile PHD779 platforms alleviate the most common floor scale challenges to speed up every part of your process, from loading and unloading to cleaning between cycles.

► www.mt.com/PHD779

Choose from the static, mobile, or easy-lift models to optimize your operation. All members of the PHD779 family feature ultra-low platform heights for easy loading and unloading, hermetically sealed load cells to protect against water ingress, and factory calibration to speed up installation time.




Rapid, Effective Sanitation

Clean faster and more effectively to simultaneously eliminate bacteria and maximize uptime. The thoughtful equipment design goes beyond standard stainless-steel construction to eliminate troublesome crevices, resulting in a truly hygienic floor scale.



One Scale for Any Batch Size

Save time, costs and space with the scale that can be set up in minutes and handles a wide range of batch sizes. POWERCELL® technology delivers uniquely high accuracy, allowing you to weigh your smallest batch and largest load on one scale.



Real-Time Monitoring

Condition monitoring and proactive alerts for overloads, shock loads, and extreme temperature deviations allow you to address issues faster to prevent waste and maximize uptime. Achieve peace of mind with full system visibility and control.



PHD779 Floor Platforms

Platform Sizes	Maximum Capacity				
	300 kg	600 kg	1,200 kg	1,500 kg	2,000 kg
0.65 x 0.65 m	•	•	•	•	
0.80 x 0.80 m	•	•	•	•	
1.0 x 1.0 m	•	•	•	•	
1.25 x 1.0 m	•	•	•	•	•
1.25 x 1.25 m	•	•	•	•	•
1.5 x 1.25 m	•	•	•	•	•
1.5 x 1.5 m	•	•	•	•	•
Height	35 mm	35 mm	35 mm	35 mm	45 mm
Approved Accuracy Class III					
3000e [g]	100	200		500	1,000
6000e [g]	50	100	200		500
2 x 10,000e [kg/g]	200/20 300/50	500/50 600/100		1,000/100 1,500/200	1,000/100 2,000/200



PowerDeck™ PFD7_ Floor Platforms

Maximize Productivity and Yields

Only PowerDeck™ continuously monitors every component and overall status of the scale. Operators are immediately alerted to any deviations, meaning your critical measurements will be true every time. PowerDeck™ offers an increased level of Performance that allows you greater confidence in your production process knowing that your scale is verifying every measurement every time.

► www.mt.com/PowerDeck

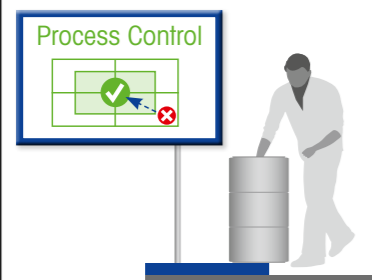


PowerDeck™ provides lasting precision even in the harshest industrial applications. It's monitoring capabilities, real-time alerts, and operator guidance ensure accurate results with very few adjustments.



PowerDeck™ PFD774/PFD779 Floor Platforms

Platform Sizes	Maximum Capacity								
	300 kg	600 kg	1,200 kg	1,500 kg	3,000 kg	6,000 kg	3,000 kg	6,000 kg	12,000 kg
1.0 x 1.0 m	•	•	•	•	•				
1.25 x 1.00 m	•	•	•	•	•				
1.5 x 1.25 m	•	•	•	•	•	•			
1.5 x 1.5 m	•	•	•	•	•	•	•	•	•
2.0 x 1.5 m	•	•	•	•	•	•	•	•	•
2.0 x 2.0 m							•	•	•
2.5 x 2.0 m							•	•	•
Height	78 mm	78 mm	78 mm	78 mm	78 mm	78 mm	102 mm	102 mm	102 mm
Approved Accuracy Class III									
3000e [g]	100	200		500	1,000	2,000	1,000	2,000	5,000
6000e [g]	50	100	200		500	1,000	500	1,000	2,000
2 x 10,000e [kg/g]	200/20 300/50	500/50 600/100		1,000/100 1,500/200	2,000/200 3,000/500	5,000/500 6,000/100			



Real-Time Operator Guidance
Avoid off-center placement errors. Quick verification of properly placed goods eliminates weighing errors. It alerts the operator in real-time.



Multiple Batch Sizes
With new accuracy classes (6,000e/10,000e) self-monitoring smart load cells continually monitor and compensate for measurement deviations. Weigh with tighter tolerances to improve profitability.



Safe in Hazardous Environments
When working in a hazardous environment, safety is a requirement. PFD7_ weighing platforms are approved for Zone 2/22, Division 2.



PFA579(x)lift/PFA779lift Floor Scales Designed for Hygienic Demands

Excellent metrology combined with high reliability and easy handling makes these platforms ideal for sanitary situations. Easy-raise lift decks allow quick cleaning around and beneath the platform, meeting your demands for hygiene as well as accuracy.

- ▶ www.mt.com/PFA579lift
- ▶ www.mt.com/PFA779lift

For optimum corrosion prevention, the entire platform is made out of high-grade stainless steel, type AISI304. The surface of the load plate can be optionally improved to a roughness of <math><1\mu\text{m}</math>. For more aggressive environments, the platform material can be switched to AISI316 stainless steel.



PFA579(x)lift/PFA779lift Platforms Robust Design

Platform Size	Maximum Capacity			
	300 kg	600 kg	1,500 kg	3,000 kg
DS 1,000 x 1,000 mm	•	•	•	
D 1,250 x 1,000 mm	•	•	•	•
E 1,500 x 1,250 mm	•	•	•	•
ES 1,500 x 1,500 mm	•	•	•	•
Free Sizes				
FL 800 x 800 – 1,000 x 1,000 mm	•	•	•	
FM 1,000 x 1,000 – 1,500 x 1,500 mm	•	•	•	•
Approvable Readability	50 g / 100 g	100 g / 200 g	200 g / 500 g	500 g / 1,000 g
Recommended Readability (min.)	10 g	20 g	50 g	100 g
Approvable Resolution	2 x 3,000e multi range, 3 x 3,000e multi range, 2 x 3,000e multi interval, 1 x 6,000e single range			
Recommended Resolution (max.)	30,000d			
More Information	www.mt.com/PFA579lift			



Hygienic Details

The PFA779lift has no hidden crevices and is designed to withstand the most thorough cleaning.



Sophisticated Design

All hinges and moving parts are sealed with special washers. In the design of PFA779lift, load cell cables are laid in the hermetically sealed section tubes for added protection.



One-Handed Operation

Lifting the deck for cleaning requires a minimum amount of strength and uses just one hand while the operator stands next to the platform.



PFA575(x)/PFA579(x) Floor Scales

Rugged for Durable, Reliable Weighing

Our rugged floor platforms are a reliable partner for your weighing applications. Mounted directly on adjustable feet, these platforms can be placed on the floor or installed into prepared pit frames. A wide range of options and accessories results in a highly flexible, versatile product range that fits your requirements.

- ▶ www.mt.com/PFA579x
- ▶ www.mt.com/PFA575

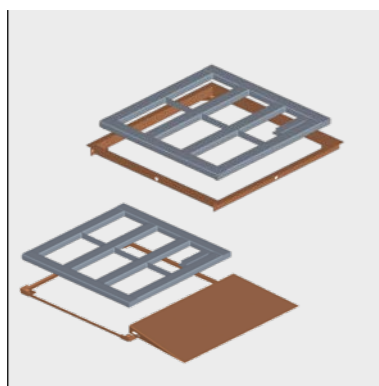
The PFA57_ platform series is designed for harsh industrial daily work. High-grade materials and state-of-the-art manufacturing processes makes the various platforms reliable for many applications. For special requirements beyond our versatile portfolio, please contact your local METTLER TOLEDO market organization. We can customize specialized platforms according to your needs.



PFA575(x)/PFA579(x) Platforms

Robust Design

Platform Size	Maximum Capacity			
	300 kg	600 kg	1,500 kg	3,000 kg
DS 1,000 x 1,000 mm	•	•	•	
D 1,250 x 1,000 mm	•	•	•	•
E 1,500 x 1,250 mm	•	•	•	•
ES 1,500 x 1,500 mm	•	•	•	•
G 2,000 x 1,500 mm	•	•	•	•
Free Sizes				
FL 700 x 400 – 1,000 x 1,000 mm	•	•	•	
FM 1,000 x 1,000 – 1,500 x 1,500 mm	•	•	•	•
FH 1,500 x 1,500 – 2,000 x 1,500 mm	•	•	•	•
Approvable Readability	50 g / 100 g	100 g / 200 g	200 g / 500 g	500 g / 1,000 g
Recommended Readability (min.)	10 g	20 g	50 g	100 g
Approvable Resolution (optional)	2 x 3,000e multi range, 3 x 3,000e multi range, 2 x 3,000e multi interval, 1 x 6,000e single range			
Recommended Resolution (max.)	30,000d			
More Information	www.mt.com/PFA579x			



Quick Installation and Easy Maintenance

A movable deck plate, quick pit and pit frame makes this scale suitable for and easy to integrate into many types of industrial environments.



Adaptable to Your Needs

Change the size, capacity, resolution, material or surface structure to meet your individual application needs.



Reliable and Robust

The rocker-foot design is self-aligning and self-centering. It balances side shocks and transmits force vertically into load cell, promoting accuracy and durability.





PFA584(x)/PFA589(x) Floor Scales

Globally Configurable Solutions

We know the needs of every industry are different, which is why the PFA5 is not a one-size-fits-all solution. We have taken the pain out of the floor scale configuration process by creating an easy-to-order, globally standardized set of components that can easily be mixed-and-matched to formulate your ideal scale.

- ▶ www.mt.com/PFA584
- ▶ www.mt.com/PFA589


Significantly ease the ordering and scale up process with flexible customization and expert METTLER TOLEDO consultancy. It's easy to see why this solution is ideal for multinational companies, because it eliminates the need to order different configurations country-by-country.



Premium Components with Global Approvals

Mix and Match Your Ideal Configuration

Model		PFA584	PFA589
Platform Material	Mild steel powder coated/painted, blue	•	
	Stainless steel AISI304		•
	Stainless steel AISI316L		•
Top Deck Plate	Smooth		•
	Pattern	•	
Sizes		From 0.8 x 0.8 m to 2.0 x 2.0 m	
Capacities		From 300 kg to 12,000 kg	
Compliance	Metrology	OIML Class III, NTEP Class III, CPA Class III	
	EMC	10 V/m	
Hazardous Area Approvals	ATEX	No	3G / 3D or 2G / 2D
	IECEx	No	Gb / Db or Gc / Dc
	FM US	NI/I, II, III/2/ABCD/FG/T6 Ta=55 °C	
	FM Canada	NI/I, II/2/ABCD/FG/T6 Ta=55 °C / DIP/III/2/T6 ta=55 °C	
Load Cell		SLB415 / 0745A, IP68/IP69K	
Scale Interfaces		Analog, SICSPro, Cable-Free	



Accurate Out-of-the-Box

By storing the factory calibration values within the scale, you get out-of-the-box accuracy and easy setup.



Faster Scale-Up

The ability to mix-and-match from a set of globally approved components significantly eases the ordering and scale-up process.



Global Approvals for Consistency

Metrology: OIML, NTEP, CPA Wireless: FCC, CE/RED, SRRC Safety: UN38.3, IEC/EN61010, Ex: IECEx, ATEX, FM approved for Hazardous Areas Zone 1/21, 2/22 and Div 1/Div 2.



BFA231/BFA236 Floor Scales

Simple, Reliable Weighing Performance

These scales' rocker-foot load-cell suspension enables reliable basic-weighing accuracy in dry and wet environments. Simple designs in stainless or mild steel use easy-loading ramps and above-ground installation.

► www.mt.com/BFA231-236



Rocker-foot suspension is self-aligning and self-centering. It balances side shocks and transmits force vertically into the load cell. Because only vertical forces are transmitted, it eliminates side load and bump impact for better accuracy and longevity in industrial environments. The ramp configuration allows drive-on or drive-through weighing.



BFA231 and BFA236

Basic and Reliable Weighing

Display	40 mm 7 digits LCD display with backlighting	
Material	Scale indicator housing: painted mild steel or stainless steel depending on platform selection	
Power Supply	AC: 85–264VAC; 50Hz–60Hz	
Data Interfaces	RS232	
	Maximum Capacity	
Platform Size	1,500 kg	3,000 kg
E 1,500 x 1,250 mm	•	•
ES 1,500 x 1,500 mm	•	•
Approvable Readability	500 g	1,000 g
Recommended Readability (min.)	200 g	200 g
Approvable Resolution	OIML Class III, 3,000e	
Recommended Resolution (max.)	15,000d	
More Information	www.mt.com/BFA231-236	



Quick Start-Up

These scale indicators and platforms are connected and calibrated in our plant so they are ready to commission and operate when they reach yours.



Easy, Flexible Installation

The rocker foot can be installed with or without anchor plate to allow material handling with or without side load.



Increase operation speed

The simple and convenient menu configuration and intuitive setup makes the BFA231/BFA236 easy to use. It requires minimal operator training and measurably improves production efficiency.








Low-Profile, Lift and Mobile Scales

Easy Loading, Lifting, Moving and Cleaning

Our low profile weighing platforms are designed for easy loading and cleaning in a space-saving construction with no pit required. They offer reliable weighing performance in dry, wet/wash-down and hygienic environments depending on platform structures, materials and finishes.

► www.mt.com/PUA579

	PUA579(x)/PUA574 Low profile for your dry, wet, hygienic or hazardous environment. Easy loading. 	PUA579(x)lift Liftable low profile for wet, hygienic or hazardous environments. Easy loading and cleaning. 	PUA579(x)mobile Movable low profile for dry, wet or hazardous environments. Easy loading and cleaning. 	BUA231/BUA236 Stainless and mild steel low profile fit for dry areas. Easy loading and cleaning. 
Applications	<ul style="list-style-type: none"> • Basic and precision weighing • Filling and formulation • Bulk material handling 	<ul style="list-style-type: none"> • Filling and formulation • Bulk material handling • Wet and hygienic material weighing 	<ul style="list-style-type: none"> • Filling and formulation • Bulk material handling • Movable weighing 	<ul style="list-style-type: none"> • Basic weighing • Bulk material handling • Inventory control
Accuracy	★★★★☆ Reliable weighing; improved weighing consistency	★★★★☆ Reliable weighing; improved weighing consistency	★★★★☆ Reliable weighing	★★★★☆ Good weighing performance
Versatility	★★★★☆ 3 capacities, 2 sizes, optional free sizes	★★★★☆ 3 capacities, 2 sizes, optional free sizes	★★★★☆ 3 capacities, 2 sizes, optional free sizes	★★★★☆ 2 capacities, 2 sizes
Process Integration	★★★★☆ Analog or digital interface for fast system integration	★★★★☆ Analog or digital interface for fast system integration	★★★★☆ Analog or digital interface for fast system integration	★★★★☆ RS23 system integration via scale indicator
Compliance Support	★★★★☆ Hygienic design; GMP; hazardous area approved.	★★★★☆ Hazardous area approved.	★★★★☆ Hygienic design; hazardous area approved.	☆☆☆☆ –
Resolution	Approvable: 2 or 3 x 3,000e multi range, 2 x 3,000e multi interval, 6,000e OIML Class III Recommended (max.): 30,000d	Approvable: 2 or 3 x 3,000e multi range, 2 x 3,000e multi interval, 6,000e OIML Class III; Recommended (max.): 30,000d	Approvable: 2 x 3,000e multi range, OIML Class III Recommended (max.): 30,000d	Approvable: 3,000e, OIML Class III; Recommended (max.): 15,000d
Capacity Range	300 kg up to 1,500 kg	300 kg up to 1,500 kg	300 kg up to 1,500 kg	600 kg up to 1,500 kg
Platform Size (mm)	850 x 850 up to 1,500 x 1,500	850 x 850 up to 1,500 x 1,250	850 x 850 up to 1,500 x 1,250	1,000 x 1,000 up to 1,250 x 1,250
Ingress Protection	IP68 / IP65	IP68	IP68	IP67
Weighing Platform Material	Stainless steel AISI 304 or 316 option / carbon steel	Stainless steel AISI 304 or 316 option	Stainless steel AISI 304	Stainless steel AISI 304 / carbon steel
Load Cell	Stainless steel, hermetically sealed, strain gage	Stainless steel, hermetically sealed, strain gage	Stainless steel, hermetically sealed, strain gage	Alloy, hermetically sealed, strain gage
Approvals, other certificates	OIML, GMP	OIML, GMP	OIML, GMP	OIML
Special Features	Many options	Lift deck	Mobile	Platform and scale indicator combined
Hazardous Area Approvals 	ATEX (Zone 1/21 or Zone 2/22)	ATEX (Zone 1/21 or Zone 2/22)	ATEX (Zone 1/21 or Zone 2/22)	n/a
More Information	www.mt.com/PUA579 / www.mt.com/PUA574	www.mt.com/PUA579	www.mt.com/PUA579	www.mt.com/BUA231-236

Requirement fulfillment scoring: ★★★★★ very good ★★★★☆ good ★★★☆☆ fair ★★☆☆☆ limited ☆☆☆☆ none

PUA574/PUA579(x) Low-Profile Scales

Easy Loading and Space Saving

When passage height is low and simple cleaning is required, our low-profile platform is the easy answer. PUA57_ range platforms offer versatility through different materials, surface treatments and a wide range of sizes and capacities to fit your application.

- ▶ www.mt.com/PUA579x
- ▶ www.mt.com/PUA574



PUA574/579(x) low-profile scales offer the highest flexibility for individual needs by allowing you to configure and adapt the platforms to your individual application.



Reliable, Durable Accuracy

Self-aligning and self-centering rocker-foot suspension balances side shocks and transmits force vertically into the load cell to eliminate side load and bump impact.



Easy Loading

The 35mm-height platform using one or two short ramps requires a minimum of effort to load.



Effective, Efficient Cleaning

The scale's low-profile is characterized by an easy-to-clean, GMP-compliant design to prevent potential contamination sources.

PUA574/PUA579(x) Low-Profile Platforms

Ergonomic Designs

Platform Size	Maximum Capacity		
	300 kg	600 kg	1,500 kg
CS 850 x 850 mm	•	•	
E 1,500 x 1,250 mm; height: 35 mm	•	•	•
Free Size			
Height 35 mm / 45 mm	750 x 400...1,500 x 1,500 (length x inner width)		
Approvable Readability	50 g / 100 g	100 g / 200 g	200 g / 500 g
Recommended Readability (min.)	10 g	20 g	50 g
Approvable Resolution	2 x 3,000e multi range, 3 x 3,000e multi range, 2 x 3,000e multi interval, 1 x 6,000e single range, up to 30,000d		
Recommended Resolution (max.)	30,000d		
More Information	www.mt.com/PUA574 / www.mt.com/PUA579x		



PUA579(x)lift Low-Profile Scales

Excellent Hygiene and Thorough Cleaning

Is systematic cleaning a key factor in your manufacturing process? You can move the PUA579(x) platform into an upright position for thorough cleaning with only a few hand movements and a minimum amount of physical effort to solve your cleaning and safety issues.

► www.mt.com/PUA579

PUA579(x)lift reduces downtime required for cleaning, increasing productivity. Its ergonomic design helps to guarantee the safety of your staff through an ergonomic, efficient design.



Thorough Cleaning

The open platform can be easily moved to an upright position for cleaning. A detachable ramp and sealed parts add to cleaning ease.



Easy Operation

Gas springs make the platform easy to open and close.



Operator Safety

Two-handed operation of the lifting device from a side orientation creates maximum operator safety.

PUA579(x) Low-Profile Platforms with Lifting Device

Ergonomic Designs

Platform Size	Maximum Capacity		
	300 kg	600 kg	1,500 kg
CS 850 x 850 mm; height: 35 mm	•	•	
E 1,500 x 1,250 mm; height: 35 mm	•	•	•
Free Size			
Height: 35 mm	750 x 400...1,500 x 1,250 (length x inner width)		
Approvable Readability	50 g / 100 g	100 g / 200 g	200 g / 500 g
Recommended Readability (min.)	10 g	20 g	50 g
Approvable Resolution	2 x 3,000e multi range, 3 x 3,000e multi range, 2 x 3,000e multi interval, 1 x 6,000e single range		
Recommended Resolution (max.)	30,000d		
More Information	www.mt.com/PUA579		



PUA579(x) Mobile Low-Profile Scales

Maximum Flexibility, Mobile Use

Our mobile low-profile scales allow weighing throughout your facility to improve productivity. These easy-to-move scales also enhance your ability to clean your workspace, saving effort and optimizing floor use.

► www.mt.com/PUA579

The PUA579(x) is a five-star weighing platform. It optimizes space-use in your facility because it can be pushed aside whenever it is not needed. Easy mobility also offers cost- and inventory-reduction because it can be used in different locations.



Safety First

Safe two-hand operation avoids user risks. Wheels are set into drive position manually for secure weighing in place.



Always in the Right Position

The installation frame helps the operator to always place the platform in the same way, offering an excellent solution for repetitive weighing processes.



Move It All at Once

The scale indicator can be connected directly to the platform, allowing you to move the whole weighing system to a new location.

PUA579(x) Low-Profile Platforms for Mobile Use

Ergonomic Designs

Platform Size	Maximum Capacity		
	300 kg	600 kg	1,500 kg
CS 850 x 850 mm; height: 35 mm	•	•	
E 1,500 x 1,250 mm; height: 35 mm	•	•	
Free Size			
Height: 35 mm	750 x 400...1,500 x 1,250 (length x inner width)		
Approvable Readability	50 g / 100 g	100 g / 200 g	200 g / 500 g
Recommended Readability (min.)	10 g	20 g	50 g
Approvable Resolution	2 x 3,000e multi range		
Recommended Resolution (max.)	30,000d		
More Information	www.mt.com/PUA579		



BUA231/BUA236 Low-Profile Scales

Simple and Easy to Use

These scales' rocker-foot load-cell suspension enables reliable basic weighing in dry and wet environments. A simple design in stainless or mild steel uses easy-loading ramps and above-ground installation.

► www.mt.com/BUA231-236

Self-aligning, self-centering rocker-foot suspension balances side shocks and transmits force vertically into the load cell, eliminating side load and bump impact. Scale height allows use of shorter ramps for better space use while still allowing drive-on / drive-through weighing.



BUA231 and BUA236

Designed for Basic and Reliable Weighing

Display	40 mm 7-digit LCD display with backlighting	
Material	Scale indicator housing: painted mild steel or stainless steel depending on platform selection	
Power Supply	AC: 85 – 264VAC; 50Hz – 60Hz	
Data Interfaces	RS232	
	Maximum Capacity	
Platform Size	600 kg	1,500 kg
DS 1,000 x 1,000 mm	•	•
EES 1,250 x 1,250 mm	•	•
Approvable Readability	200 g	500 g
Recommended Readability (min.)	50 g	100 g
Approvable Resolution	OIML Class III, 3,000e	
Recommended Resolution (max.)	15,000d	
More Information	www.mt.com/BUA231-236	



Quick Commissioning and Start-Up

Scale indicator and platform are connected and calibrated in our plant so they are ready to commission and use in yours.



Easy, Flexible Installation

Wheels in the fork end and a handle on the frame make the platform fit for flexible use. Rocker-foot suspension ensures accurate and reliable weighing.



One Scale for Many Applications

The versatile IND231/236 scale indicator includes applications for simple weighing, check-weighing, counting and accumulation.





Scales for Special Applications

Pallet Scales and Pallet Truck Scales

Efficient, Mobile Pallet Weighing – Compare the Models	164
PTA455/PTA459(x) – Movable Weighing with Easy Loading	166
PJA534(x)/PJA539(x) – Mobile Weighing Accuracy Delivered	168
BSA231/BSA236 – Movable and Easy-to-Use	170
BTA231 – Mobile Weighing for Improved Productivity	172

TLF820/VFS120 Forklift Scales

Unbeatably Robust	174
-------------------	-----

Paint Scales

A Fast, Easy Route to the Right Color	176
RPA345 – Simplified and Flexible Paint Mixing	176
RPA455 – For Consistent Paint Mix Quality	178
ADI856 – The Right Color at Your Fingertips	180
InventoryView™ – Lean Inventory Management	182

Postal Scales

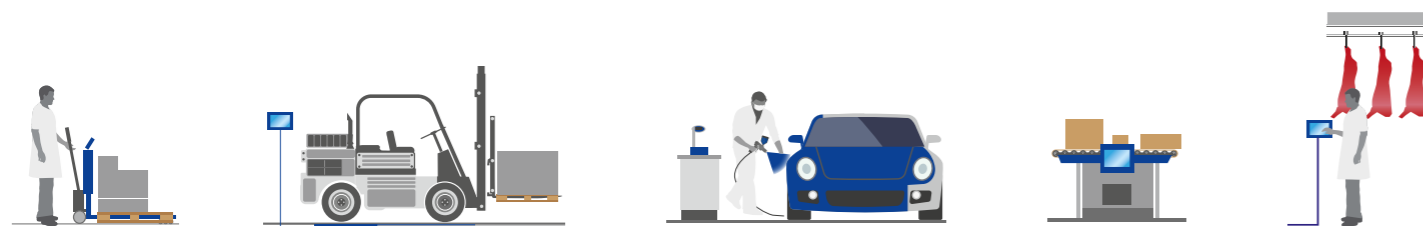
Efficient Shipping Solutions	184
BC Scale Family – Perfect for Letters and Parcels	184
BC Scales Model Overview – Optimized for Accuracy and Simplicity	186

Overhead Rail and Wall Scales

Processing Beef, Pork or Lamb	188
-------------------------------	-----

► **For Compatible Scale Indicators** – See Our Scale Indicator Portfolio on Page 20

Our Solutions For Your Production







Pallet Scales and Pallet Truck Scales

Efficient, Mobile Pallet Weighing

METTLER TOLEDO's easy-to-clean mobile weighing solutions are designed to integrate easily into your processes for more efficient filling, packing, formulation, inventory, load management and counting to raise throughput, productivity and process flexibility.

► www.mt.com/ind-pallet-truck-scales

	PTA459(x) and PTA455 Reliable, easy-to-move weighing accuracy. 	PJA534(x)/PJA539(x) Improved productivity. Easy to lift and move.. 	BSA231/BSA236 Basic weighing, good accuracy. Easy to move. 	BTA231 Basic, dry-environment weighing. Easy to lift and move. 
Applications	<ul style="list-style-type: none"> Movable weighing Filling and formulation Material handling on pallet 	<ul style="list-style-type: none"> Filling and Dosing Dispensing Weighing for Logistics & Shipping Warehouse Material Receiving 	<ul style="list-style-type: none"> Basic movable weighing Bulk material handling on pallet Inventory control 	<ul style="list-style-type: none"> Basic mobile weighing Material handling on pallet Load management and inventory control
Accuracy	★★★★☆ Reliable weighing; improved weighing consistency	★★★★☆ Reliable weighing; Good weighing consistency	★★★★☆ Reliable weighing	★★★★☆ Good weighing performance
Versatility	★★★★☆ 4 capacities, 1 size, optional free size	★★★★☆ 3 capacities, 2 size	★★★★☆ 2 capacities, 1 size	★★★★☆ 1 capacities, 2 size
Process Integration	★★★★☆ Analog or digital interface for fast system integration	★★★★☆ Wi-Fi system integration online	★★★★☆ RS232 system integration via scale indicator	★★★★☆ RS232 system integration offline
Compliance Support	★★★★☆ Designed for easy cleaning; GMP certified; hazardous approved.	★★★★☆ Hazardous area approved	☆☆☆☆ -	☆☆☆☆ -
Resolution	Approvable: 2 or 3 x 3,000e multi range, 2 x 3,000e multi interval, 6,000e OIML Class III Recommended (max.): 30,000d	Approvable: 3,000e, OIML Class III	Approvable: 3,000e, OIML Class III Recommended (max.): 6,000d	Division: 2,000d
Capacity Range	300 kg up to 3,000 kg	600 kg up to 2,000 kg	600 kg up to 1,500 kg	2,000 kg
Platform Size (mm x mm)	Space between 2 forks 600 x 1,060	Fork length 1,150; Fork outside width 540/685	Space between 2 forks 600 x 1,060	Fork length 1,220; Fork outside width 555/690
Ingress Protection	IP68 / IP65	IP66	IP67	IP54
Weighing Platform Material	Stainless steel AISI 304 or 316 option / carbon steel galvanized	Stainless steel AISI 304 / carbon steel	Stainless steel AISI 304 / carbon steel	Carbon steel
Load Cell	Stainless steel, hermetically sealed, strain gage	Stainless steel, hermetically sealed, strain gage	Stainless steel, hermetically sealed, strain gage	Alloy, hermetically sealed, strain gage
Approvals, other certificates	OIML, GMP	OIML, NTEP, CPA	OIML	
Special Features	 Movable	Digital tilt sensor compensation Mobile (platform and scale indicator combined)	Movable (platform and scale indicator combined)	Movable (platform and scale indicator combined)
Hazardous Area Approvals	ATEX (Zone 1/21 or Zone 2/22)	FM, FMc, IECEx, ATEX (Zone 1/21)	n/a	n/a
More Information	www.mt.com/PTA455 / www.mt.com/PTA459	www.mt.com/PJA	www.mt.com/BSA231-236	www.mt.com/BTA231

Requirement fulfillment scoring: ★★★★★ very good ★★★★☆ good ★★★★☆ fair ★★★☆☆ limited ☆☆☆☆ none

PTA455/PTA459(x) Pallet Scales

Movable Weighing with Easy Loading

PTA455/PTA459 – the pallet scales for goods shipping and receiving, manufacturing and packaging. These rugged, reliable pallet scales are made of hot-galvanized mild steel or stainless steel. A wide range of options and accessories help these versatile scales to meet your requirements. Let us find the right solution for your application.

- ▶ www.mt.com/PTA455
- ▶ www.mt.com/PTA459

PTA pallet scales come with wheels and a handle so you can weigh wherever it is most convenient for you (product option / accessory). PTA455 comes in galvanized mild steel for dry and light-wet applications, while the PTA459(x) stainless-steel version allows use in wet applications in both safe and hazardous areas.



Open Design for Efficient Cleaning

The frame design with its open tubes makes it easy for you to clean and flush out.



Adaptable to Your Needs

A variety of options and accessories make the platform highly flexible. Choose different materials, surface treatments, wheels, handles and resolutions.



EU Standard Pallets and Beyond

PTA scales are designed to fit the most common EU pallet size. Other dimensions or a tailored mechanical design are available on request.

PTA455/PTA459(x) Pallet Platforms

Ergonomic Designs

Platform Size	Maximum Capacity			
	300 kg	600 kg	1,500 kg	3,000 kg
1 200 x 600 mm	•	•	•	•
Free Sizes				
500 x 450 – 1 260 x 1 000 mm	•	•	•	•
Approvable Readability	50 g / 100 g	100 g / 200 g	500 g / 1,500 g	500 g / 1,000 g
Recommended Readability (min.)	10 g	20 g	50 g	100 g
Approvable Resolution	2 x 3,000e multi range, 3 x 3,000e multi range, 2 x 3,000e multi interval, 1 x 6,000e single range			
Recommended Resolution (max.)	30,000d			
More Information	www.mt.com/PTA455 / www.mt.com/PTA459			



PJA534(x)/PJA539(x) Pallet Truck Scales

Mobile Weighing Accuracy Delivered

Manufacturing demands strong controls and excellent process visibility throughout the entire plant - and weighing heavy goods is often part of the equation. The reliable and easy-to-operate PJA5 Pallet Truck Scale simplifies integration into existing operations and helps you to achieve efficiency and quality in any industry or environment.

► www.mt.com/PJA

PJA5 family offers safe and hazardous area weighing application options, all of which include powerful digital tilt sensing and compensation technology. This means you can weigh just about anywhere in your facility – even on the kind of uneven surfaces that produce weighing errors for other scales.



Design for High Productivity

PJA534(x)/PJA539(x) Pallet Truck Scales

Display	LCD liquid crystal graphical display with backlighting		
Material	Scale indicator: Stainless steel Platform: Painted mild steel, stainless steel		
Power Supply	Safe area: 9.22Ah / 10.8V Li-Ion Battery Hazardous area: 10 AH / 12 V NiMH		
Data Interfaces	Wi-Fi		
	Maximum Capacity		
Platform Size	600 kg	1,500 kg	2,000 kg
PJA534/PJA534x Painted steel 1,150 mm x 540/685 mm fork length x over-fork width	•	•	•
PJA539/PJA539x Stainless steel 1,150 mm x 540/685 mm fork length x over-fork width	•	•	•
Approvable Readability (optional)	0.2 kg	0.5 kg	1 kg
Recommended Readability (min.)	0.1 kg	0.2 kg	0.5 kg
Approvable Resolution (optional)	OIML Class III (3000e), NTEP Class III (n max: 5000), CPA Class III (3000e)		
Recommended Resolution (max.)	7,500d		
More Information	www.mt.com/PJA		



Streamline Your Production and Increase Productivity

Discover the benefits of leaner manufacturing including reduced handling and lower costs when you weigh and travel at the same time.



Prevent Costly Batch Rework with Reduced Operator Error

Enable consistent, accurate weighing with the easy-to-use scale interface and digital tilt sensors.



Never Miss a Data Point with End-to-End Data Traceability

Seamless, real-time data collection and visualization across both safe and hazardous areas will save time and help you achieve accurate records.



BSA231/BSA236 Pallet Scales

Movable and Easy-to-Use

Our U-shaped platform scales are specially designed for weighing pallets. These simple-to-configure platforms in stainless or mild steel offer you high productivity in dry and wet environments.

► www.mt.com/BSA231-236

Rocker-foot suspension is self-aligning and self-centering. It balances side shocks and transmits force vertically into the load cell. With only vertical forces transmitted, side load and bump impact are eliminated for better accuracy and scale longevity. Wheels in the fork end and a handle on the frame make the platform easy-to-move for flexible use.



Quick Commissioning and Start-Up

Scale indicator and platform are connected and calibrated in our plant so they are ready to commission and use in yours.



Easy, Flexible Installation

Wheels in the fork end and a handle on the frame make the platform fit for flexible use. Rocker-foot suspension ensures accurate and reliable weighing.



One Scale for Many Applications

The versatile IND231/236 scale indicator includes applications for simple weighing, check-weighing, counting and accumulation.

BSA231 and BSA236

Designed for Basic and Reliable Weighing

Display	40 mm 7-digit LCD display with backlighting	
Material	Scale indicator housing: painted mild steel or stainless steel depending on platform selection	
Power Supply	AC: 85–264VAC; 50Hz–60Hz	
Data Interfaces	RS232	
Maximum Capacity		
Platform Size	600 kg	1,500 kg
1 260 x 840mm	•	•
Approvable Readability	200 g	500 g
Recommended Readability (min.)	50 g	100 g
Approvable Resolution	OIML Class III, 3,000e	
Recommended Resolution (max.)	15,000d	
More Information	www.mt.com/BSA231-236	



BTA231 Pallet Truck Scales

Mobile Weighing for Improved Productivity

Our pallet truck scales are designed to integrate easily into filling, inventory, load management or counting applications anywhere in your workplace. Basic mobile weighing can help increase your throughput and process flexibility.

► www.mt.com/BTA231

A 40 mm-high, 7-digit LCD display with backlight is easy to read in all lighting conditions. Four load cells embedded into the forks of a standard pallet truck make this mobile solution a fully functional scale capable of lifting, weighing, and moving items anywhere in your work area.



Boost Cost and Time Savings

Thanks to the ergonomic, full-function handle, you can move and weigh at the same time – no extra material loading time for an independent weighing application is added.



Fit to Your Rugged Processes

High quality wheels in the truck design allow easy movement over uneven surfaces.



Save Space and Clean Freely

Because it requires no pit construction, your workspace retains maximum flexibility. Easy movement also means easy floor cleaning!

BTA231 Pallet Truck Scale

Designed for Seamless Integration

Display	40 mm 7-digit LCD display with backlighting
Material	Scale indicator housing: painted mild steel; platform: painted mild steel
Power Supply	Battery 6V / 10Ah
Data Interfaces	No
Maximum Capacity	2,000 kg
Platform Size	1,220 x 555/690 mm fork length x over-fork width
Approvable Readability	None approved
Recommended Readability (min.)	1 kg
Approvable Resolution	None approved
Recommended Resolution (max.)	2,000d
More Information	www.mt.com/BTA231



TLF820/VFS120 Forklift Scales

Unbeatably Robust

Designed for tough industrial environments, METTLER TOLEDO forklift scales set the standard for reliability, safety and accuracy in heavy-use applications. Whether your business is freight logistics, shipping or warehousing, on-board weighing can significantly speed up your processes.

► www.mt.com/forkliftscales

Cut maintenance costs in half with a forklift scale that requires no shimming and infrequent calibration thanks to patented three-point suspension.



Onboard Pallet Weighing

VFS120/TLF820 Forklift Scales

Our forklift scales can be installed on any Class II or III forklift truck and are an ISO-approved accessory compatible with any other ISO-approved accessories.

	VFS120 – Basic Connectivity	TLF820 – Advanced Connectivity
Description	Forklift weighing for simple applications with limited data integration.	Forklift weighing with advanced connectivity and data integration.
Data Interface	IND236 for forklifts	Smart PC
Data Interface Connection	Cable	Bluetooth
Data Transmission	Bluetooth (optional)	Bluetooth, WiFi
Data Management Requirements		
Simple Weighing with Manual Processing	•	
Automatic Data Transfer to Third Party Devices		•
Fully Integrated Data Management via Smart PC		•
Full Operator Guidance Displayed on Smart PC		•
Onboard Data Merging		•
Technical Specifications		
Capacity	1,500 / 2,000 / 3,000 / 5,000 kg	3,000 / 5,000 / 7,500 / 10,000 lbs
Resolution	1,000 ~ 1,500e	
Stable Weighing Time	1 – 2 seconds	
Angular Compensation Range	Pitch ±5°, Roll ±3°	
Overload	Safe overload: 150% / limited overload: 300%	
Capacity Loss	~15% of forklift capacity	
IP Protection	IP65 for electric parts	
Power	12-36 VDC by forklift battery (wired) or 9 VDC battery (wireless)	
More Information	www.mt.com/VFS120	www.mt.com/TLF820




Easy, Seamless Integration

Weight data is transmitted seamlessly from an embedded smart PC. Preconfigured workflows offer step-by-step guidance, reducing effort and human error.



Long Life, Doesn't Break Down

The heavy-use scale carriage enables you to keep working when other scales break down. Minimal maintenance and a long lifespan ensure low cost of ownership.



Reduce Risk of Accidents

The scale has a high-visibility window, making it easy for the forklift operator to see loads, position forks for lifting and avoid accidents.

RPA345 Economic Paint Scale

Simplified and Flexible Paint Mixing

The RPA345 from METTLER TOLEDO is an economical, flexible paint mixing scale designed for the automotive refinish market. The high-resolution display, tilt-enabled screen and simple connectivity allow for more efficient and easy operation in body shops. Built-in formulation software with guided steps simplifies processing and ensures high quality output every time.

► www.mt.com/ind-paint-mixing-scale

Your Formulas at Your Fingertips
Leverage the Bluetooth module and send a formula or job from your mobile device directly to the scale. This eliminates cumbersome paper recipes and speeds up the time required to obtain the formula so that you can simply start weighing.



Boost Productivity

A large high-resolution graphical display enables operators to read measurements and prompts effortlessly, which makes the process easy to follow and reduces mixing time and errors.



Increase Mix Quality

RPA345 manages formulas and jobs automatically, so operators can focus on mixing. Automatic recalculation enables quick adjustment to complete accurate batches and prevent costly waste.



Maximize User Ergonomics

The easily adjustable screen maximizes ergonomic operation. Duplicate buttons for zero and tare simplify right- and left-handed use so that all users have a clear view of the screen during the process.



RPA345 Technical Specifications

Metrological Data

Capacity	7,500 g / 999.95 g
Readability	0.1 g / 0.05 g
Tare Range	-7,500 g
Ambient Temperature Range	0 ~ 40 / 32 ~ 104
Power-on Zero Range	± 750 g

Dimensions / Weight

Weighing Platter	234 mm
Housing (WxDxH)	234 x 309 x 365 mm
Scale Net Weight	Approximately 3.3 kg

Display / Language

Display (Keyboard)	Mono LCD graphic display / Membrane keypad
Language	English, Chinese, Portuguese

Power Supply

Power Supply	USB 2.0 or higher or AC adapter PSAI05R-050QL6
Input Voltage Power Consumption	5 VDC / 5 W

Interface Connectivity

Connectivity Options	USB standard and Bluetooth optional
----------------------	-------------------------------------

IP / Overvoltage / Pollution

IP Protection	IP40 in accordance with EN 60529/IEC 60529
Overvoltage Degree	IP40 in accordance with EN 60529/IEC 60529
Pollution Degree	IP40 in accordance with EN 60529/IEC 60529



ADI856 HD Touchscreen System

The Right Color at Your Fingertips

With a large HD color touchscreen display, ADI856 gives you the ability to mix paint using your PC more easily than ever before. You can control the entire process from the solvent-resistant touchscreen display. The touchscreen display comes standard in an easy-clean, stainless-steel housing. ADI856 works with all standard PCs and is compatible with all paint and office-software packages.

► www.mt.com/ADI856

In the refinishing industry, obtaining the perfect color match for the job is critical. Even the smallest drop can make a difference. The ADI856 HD touch-sensitive display mirrors the information from your remote PC, allowing you to control the formulation software from the mixing room. This provides quick and accurate results.



Safe to Use

ADI856 Touch Screen Scale Indicator

The ADI856 is fully approved for use in hazardous areas classified Class I Division 1.

ADI856 Display Unit

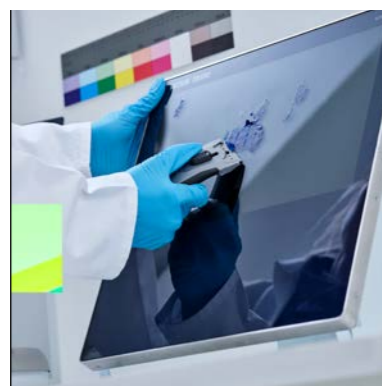
Screen Size	15.6"
Resolution (Pixels)	1,920 x 10,080 (Full HD), 1,366 x 765, 800 x 600
Approvals	FM Class I, Division 1, Group C, D The METTLER TOLEDO ADI856 Touch Display System has been tested and certified by FM Approvals LLC for IntecPC LTD, Poynton, SK12 1 PQ, UK
Atmospheric Humidity	Max. 80%
Temperature Range	Operation: 32–110 °F (0–40 °C) Storage: 0–120 °F (-20–50 °C)
Connectivity	Local connection to METTLER TOLEDO scales RPA455x
Weight	20 lbs (8.5 kg)

ADI856 Interface

Interface Cable	15 m
Temperature	Operation: 14 – 110 °F (-10 – 40 °C) Storage: 0 – 120 °F (-20 – 50 °C)
Atmospheric Humidity	Max. 80%
Weight	4 lbs (2 Kg)

Power Supply

Operating Voltage	90VAC – 264VAC @50 – 60Hz
Power Consumption	25W typ
Power Cable	Grounding-type plug with neutral conductor



Large HD Touchscreen Display

The 15.6" HD color display is easy to read and can be adjusted to avoid glare. The bright color display allows you to easily select the right formula for your job.



True Industrial Design

ADI856 is simple to install and works with all standard PCs. It has been developed for the ruggedness of the automotive body-shop environment.



Direct Scale Integration

Our intrinsically safe RPA455 paint scales can be connected directly to the ADI856, providing complete control of the scale and paint-mixing software.



BC Scale Family

Perfect for Letters and Parcels

BC scales are designed to provide postal, carrier and express applications with faster processing, better accuracy and easier set-up. BC scales feature analog and digital load cells with advanced compensation and multi-interval capabilities. They are simple to set up and operate thanks to USB connectivity, an intuitive display menu and an easy-to-use boot-up wizard. The wizard facilitates initial installation by prompting for required parameters.

► www.mt.com/ind-bc-scale

The BC scale is a true global platform for postal and shipping applications. The large graphical display provides easy customization and flexibility for the scale to meet local requirements.



Courtesy of precision warehouse design



Rugged and Reliable Design

BC scales offer high durability and long life due to all-metallic frames and heavy-duty overload protection. A single scale can weigh light envelopes with high precision, while robust overload protection allows the same scale to handle the shock of heavy parcels.




The solid frame of a METTLER TOLEDO BC scale



Communications to Meet Connectivity Requirements

BC scale supports Carrier serial protocols, plug and play USB, OPOS drivers, Ethernet for cloud or server based applications and Bluetooth for wireless mobility communication.



Flexible Configuration

Scales are adaptable with special capacity and increment sizes, multiple display options and special platter designs to allow faster parcel processing.



Processing Letters and Parcels in One Self-service Kiosk Scale

Kiosk scales are utilized with no display or a remote mounted display. All functions including calibration can be done through the scale communications.



BC Scales Model Overview

Optimized for Accuracy and Simplicity

METTLER TOLEDO offers a broad range of scales for postal, carrier and express environments for faster processing, better accuracy, and easier set-up.

► www.mt.com/ind-bc-scale



Robust and Flexible for Shipping and Mail Operations

A balance of performance and value through accuracy, durability, ease of use, and versatile communications.



► www.mt.com/ind-bc-scale-brochure



BC-60U: Rotate parcels easily with BC ball top platter to allow faster scanning of barcodes.



BC-150U: BC roller top scale with conveyor Drop-in kit for easy mounting in a roller conveyor.



Pre-fabricated stainless steel mounting kit provides for easy installation in counter tops with minimal engineering. The remote tower display has enhanced visibility with large font – 20 mm.

Applications	<ul style="list-style-type: none"> • Basic weighing • Tare • Bulk mail counting 	<ul style="list-style-type: none"> • Differential weighing of letters from a bin • Display weight and price 		<ul style="list-style-type: none"> • Counting of small parts for packing stations • Product verification for packing stations • Label offset to compensate for packing lists / Label applied after final weighing 		
Key Feature	Provides high resolution required for shipping via Global Posts & USPS			Superb reliability for retail stores, mail rooms, warehouse packing stations and shipping departments		
Attributes	Simple set-up and operation, high accuracy, functional durability, flexible communication, flexible configuration			Simple set-up and operation, high accuracy, functional durability, flexible communication, flexible configuration		
Capacity	30 lb / 15 kg	70 lb / 35 kg	150 lb / 60 kg	70 lb / 30 kg	150 lb / 60 kg	150 / 300 lb / 60 / 150 kg
Readability	0–15 lb x 0.1 oz 15–30 lb x 0.2 oz, or 30 x 0.01 lb 0–3 kg x 0.001 kg 3–15 kg x 0.005 kg	0–7 lb x 0.1 oz 7–70 lb x 0.2 oz 0–3 kg x 0.001 kg 3–6 kg x 0.002 kg 6–35 kg x 0.01 kg	0–10 lb x 0.1 oz 0–70 lb x 0.2 oz 0–149 lb x 0.5 oz 0–15 kg x 0.005 kg 0–30 kg x 0.01 kg 0–60 kg x 0.02 kg	0.05 lb 0.01 kg	0.05 lb 0.02 kg	0–150 x 0.05 lb 0–300 x 0.1 lb 0–60 x 0.02 kg 0–150 x 0.05 kg
Frame	Steel plate	Die cast aluminum	Die cast aluminum	Die cast aluminum	Die cast aluminum	Tubular steel frame
Platter Construction	ABS plastic (dished), stainless steel	ABS plastic (dished), stainless steel	ABS plastic (dished), stainless steel, ball top	ABS plastic (dished), stainless steel	ABS plastic (dished), stainless steel, ball top, roller top	Stainless steel, ball top, roller top
Dimensions (Flat Top)	10.9 x 11.6 in 270 x 290 mm	11.8 x 13.8 in 300 x 350 mm	11.8 x 13.8 in 300 x 350 mm	12.3 x 13.9 in 300 x 350 mm	12.3 x 13.9 in 300 x 350 mm	16.5 x 20.5 in 400 x 500 mm 650 x 550 mm (Special) 800 x 600 mm (Special)
Approvals	EC / OIML, NTEP / MC	EC / OIML, NTEP / MC	EC / OIML, NTEP / MC	EC / OIML, NTEP / MC	EC / OIML, NTEP / MC	EC / OIML, NTEP / MC
Alibi Memory	Alibi	Alibi	Alibi	Alibi	Alibi	Alibi
Standard PC Communication	USB, RS232, virtual serial, keyboard wedge			USB, RS232, virtual serial, keyboard wedge		
Optional Communication	Bluetooth, Ethernet (as special)	Bluetooth, Ethernet	Bluetooth, Ethernet	Bluetooth, Ethernet	Bluetooth, Ethernet	Bluetooth, Ethernet
More Information	www.mt.com/ind-bc-scale			www.mt.com/ind-bc-scale		

Overhead Rail and Wall Scales

Processing Beef, Pork or Lamb

Overhead rail scales for loads from 150 to 1,200 kg can be integrated easily into various types of conveyor systems to facilitate precise, rapid carcass weighing.

- ▶ www.mt.com/wall-scale
- ▶ www.mt.com/overhead-monorail

Watch the video to learn how platform design enables the highest precision – and how this can help you improve your weighing, ensure consistent quality, increase productivity and meet regulations.



DSO
Overhead Monorail Scale

DSO scales can be easily integrated regardless of the type of rail system used, as both versions offer a universal adaption plate that can be installed above and around the rail.

DO
Overhead Monorail Scale

The DO300 overhead rail scale is equipped with two strain-gauge weighing cells and is designed for weighing up to 300 kg. The rugged and torsionally rigid unit is fixed below the mounting support.

MO
Overhead Monorail Scale

A hybrid digital strain-gauge weighing cell and lever-arm system means rail inserts can be detached so vibrations do not affect results. The standard rail insert support is suitable for conventional tubular systems, while the universal support and adaption plate ensure easy integration into many rail-system types.

DW
Wall Scale

A space-saving, compact wall scale is ideal for weighing partial loads or half-carcasses. The unit's stainless-steel hinged plate, casing and gallows hook ensure compliance with stringent hygiene regulations. Depending on the installation, mounting kits are available. A bench stand is also available and an optional meat hook can be secured vertically in two positions.

Resolution	Approved: 1 x 3,000e single range Non-approved: up to 15,000d (depending on the application/vibrations)	Approved: 1 x 3,000e single range Non-approved: up to 15,000d (depending on the application/vibrations)	Approved: 3 x 3,000e multi interval (available Q3/2017); Non-approved: up to 30,000d (depending on the application/vibrations)	Approved: 1 x 3,000e single range
Capacity (kg) / Readability Approved (g)	150 / 50 300/100	300 / 100	600 / 200, 300 / 100, 150 / 50 1,200 / 500, 600 / 200, 300 / 100	150 / 50
Dimensions (mm)	Weighing rail insert length: 200, 300, 400; Flexible adaptation plate	Weighing rail insert length: 600, 800, 1,000	Weighing rail insert length: 800, 1,000 Flexible adaptation plate	Plate size: 600 x 400
Scale Material	Hot galvanized	Hot galvanized	Hot galvanized (Powder-coated lever arms)	Finish on visible surfaces: Stainless steel (AISI 304); Finish hinged plate support/internal frame: Hot galvanized
Protection	IP65	IP65	IP67	IP67
Interfaces	Scale interface: analog	Scale interface: analog or digital	Scale interface: digital	Scale interface: analog / digital
Accessories	–	–	Adaption plate; Standard weighing rail insert support; Universal rail insert support; Weighing rail inserts; Tubular track adapters; Elbows small/large	Dowel installation kit; Screw-through mounting kit; Gallows with meat hook; Bench stand
Suitable Scale Indicators	ICS4_9, ICS6_9, IND570, IND780, IND930, IND970 and more	ICS4_9, ICS6_9, IND570, IND780, IND930, IND970 and more	ICS4_9, ICS6_9, IND570, IND780, IND930, IND970 and more	ICS4_9, ICS6_9, IND570, IND780, IND930, IND970 and more

Accessories

6

Barriers and Converters Connecting

Completing Your Solution

192

Reliable Printing Solution

For Industrial Weighing Applications

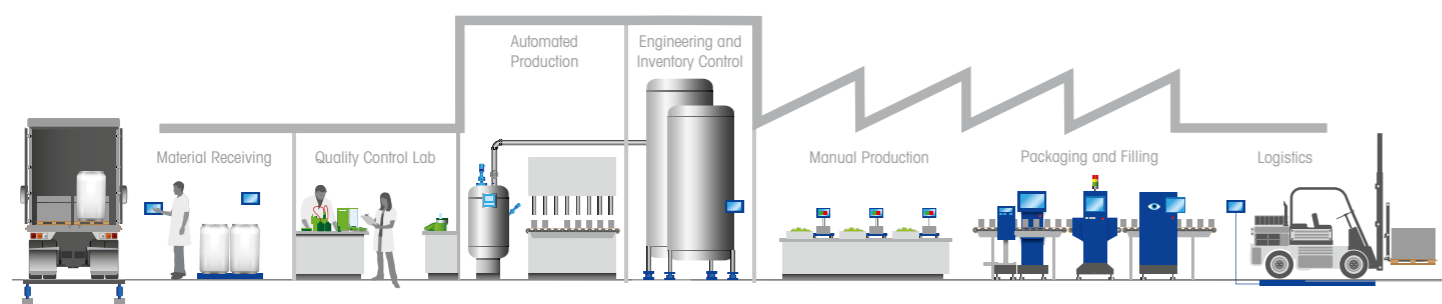
194

ACM360 Bluetooth Adaptor

Fast and Flexible Peripheral Connectivity

196

Our Solutions For Your Production



► **Weights** – For More Information, See Page

306

Barrier and Converter Connections

Completing Your Solution

Expanding weighing system connectivity may require a METTLER TOLEDO accessory designed for the purpose. These easy-to-integrate add-ons enable creation of a custom solution that fits your process needs.

A100

Provides 4–20 ma signal based on continuous weight output from a scale indicator.



ARM100

Remote I/O module for use with compatible METTLER TOLEDO scale indicators.



ISB05/ISB05x

Hazardous-area barrier for use with scale indicators having 5V load cell excitation.



DIN Rail version

Ex flameproof housing

ISB15/ISB15x

Hazardous area barrier for use with scale indicators having up to 15V load cell excitation.



DIN Rail version

Ex flameproof housing

	<ul style="list-style-type: none"> • Flexible usage 4–20 mA output plus setpoint outputs with HI and LO LEDs • Suitable for installation to Din rail or on wall/column Optional IP65 stainless-steel enclosure, material #64053670 	<ul style="list-style-type: none"> • 4 inputs / 6 outputs Optically isolated inputs, 5–24 VDC Dry contact relay outputs, 250 VAC 1A • Suitable for installation to Din rail or on wall/column Optional IP65 stainless-steel enclosure, material #64053670 	<ul style="list-style-type: none"> • Global regulatory approvals Enables scale indicators to provide a safe power level to scales in a hazardous area • Models for installation in Non-hazardous (ISB05) or Hazardous (ISB05x) area Cast aluminum Ex flameproof enclosure for use in Zone 1/21 or Div 1 area 	<ul style="list-style-type: none"> • Global regulatory approvals Enables scale indicators to provide a safe power level to scales in a hazardous area • Models for installation in Non-hazardous (ISB15) or Hazardous (ISB15x) area Cast aluminum Ex flameproof enclosure for use in Zone 1/21 or Div 1 area 		
Compatible With	METTLER TOLEDO scale indicators with continuous weight output or SICS level 0 communication	IND560, IND570, IND780, IND930, IND970	+1 to +5 VDC analog load cell excitation circuit	+5 to +15 VDC analog load cell excitation circuit		
Operating Voltage	24VDC	24VDC	Powered from scale indicator			
Data Communication	RS-232, RS-485, or 20 mA current loop or fiber optic	RS485	-			
Dimensions	74 x 100 x 57 mm (W x H x D)	74 x 100 x 57 mm (W x H x D)	110 x 115 x 35 mm	150 x 195 x 140 mm	110 x 115 x 35 mm	150 x 195 x 140 mm
IP Rating	IP20 (IP65 / Type 4 with optional 64053670 stainless-steel enclosure)	IP20 (IP65 / Type 4 with optional 64053670 stainless-steel enclosure)	IP20	IP66	IP20	IP66

ACM360 Bluetooth Adaptor

Fast and Flexible Peripheral Connectivity

The ACM360 is an industrial solution to connect peripherals such as printers or other Bluetooth 4.x Android smart devices to any METTLER TOLEDO scale indicator in a fast and convenient way. In addition to establishing indicator-to-indicator communication, the ACM360 is designed to provide an undisturbed wireless connection in rough environments.

► www.mt.com/ind-multiacm

Easy Installation and Pairing

Installing the ACM360 Bluetooth adaptor is simple. Just press the multifunction key sequentially or use the PC tool to pair and configure it and you are ready to go. An included mounting bracket allows the adaptor to be positioned almost anywhere. This makes the ACM360 a truly versatile wireless solution.



Multiple applications overview



Low Power Consumption

The ACM360 is Bluetooth version 4.1 and it is powered directly via the scale indicator's RS232 interface. No additional power supply is needed.



Flexible Label Printing

The adaptor stores up to 10 different label templates. This feature is a practical solution for easy printing, especially for our economic scale indicators.



Intelligent LED Interfacing

The LED scale indicator changes colors depending on the status of the device. Press the multifunction key for immediate status feedback.

Versatile Wireless Solution

ACM360 Bluetooth Adaptor

Fast and Convenient Wireless Connection

Bluetooth Version	Bluetooth version 4.1 (only compatible with Bluetooth version 4.x device)
Average Power Consumption	10 mA; ~50 mW
Standard Communication Distance	~10 m (powered via RS232 signal)
Baud Rate	4,800, 9,600, 19,200, 38,400, 57,600, 115,200 bps
Work Mode	SPP or Label Template (ZPL)
Housing	ABS
Ingress Protection	IP54 (DB9 version), IP65 (M12 version)
Power Supply	RS232 signal or 5 ~ 9 VDC from RS232 Pin 9



Weigh Modules, Load Cells and Level Sensors

Weigh Modules

Tank Weighing Made Easy	200
Multi-Purpose Weigh Modules – Right the First Time	202
PowerMount Weigh Modules – Know What's Ahead	204
Specific-Purpose Weigh Modules – Cope with Extremes	208
Weigh Modules Accessories – Match the Application	212

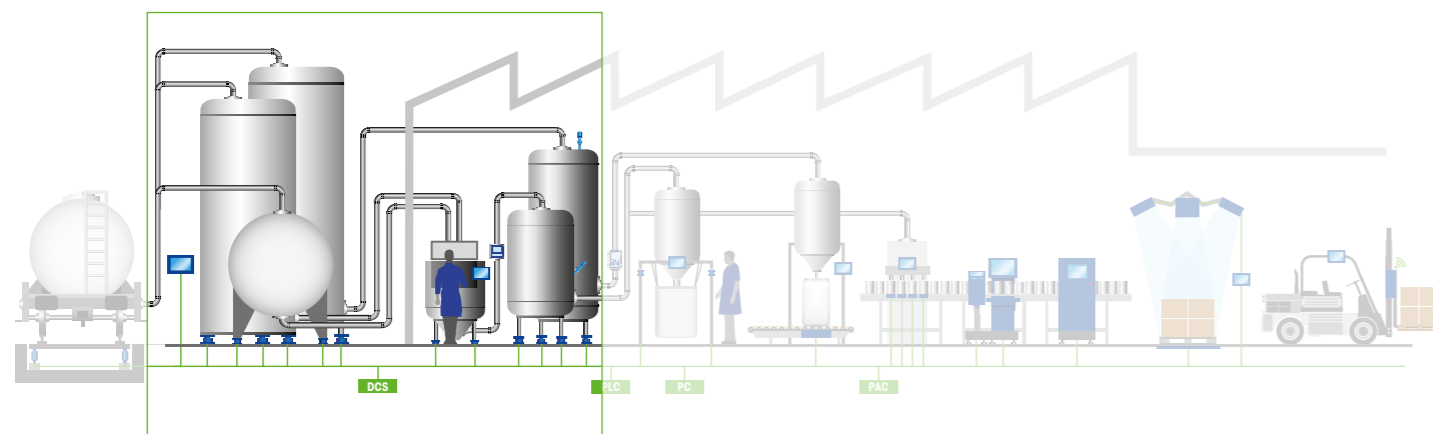
Load Cells

High Quality and Technology	214
Load Cells – When Accuracy Matters	214
Beam Load Cells – Convert Structures to Scales	216
Load Cell Accessories – Easy Integration	218
Canister/Ring Load Cells – Robustness for Harsh Environments	220
Tension Load Cells – Scales for Suspended Structures	222
Single-Point Load Cells – Easy Integration	224

Level Sensors

Gravimetric Level Detection	226
SLL210 AnyLevel™ – Level Sensors	228

Our Solutions For Your Production



▶ Scale Indicators for Tank- and Hopper-Scales – For More Information, See Page	30
▶ Transmitters – For More Information, See Page	30

PowerMount™ Weigh Modules Know What's Ahead

PowerMount™ Weigh Modules use POWERCELL® technology for its superior performance and condition monitoring features. Each POWERCELL® reports its condition and an alarm is created when problems occur. This makes manufacturing more reliable by making sure failures do not go unrecognized and cause out of specification production.

► www.mt.com/ind-powermount

RunFlat

In the rare case of load cell failure, Run-Flat allows simulation of the faulty load cell. Operation can continue until the problem is solved. This reduces downtime as much as possible.




Superior Safety

High mechanical safety, 360° checking, drop down protection and lift-off protection keep the tank in place.



No Junction Box

PowerMount uses a daisy-chain network and thus does not need junction boxes, which is a great improvement in terms of reliability.



Helpful Accessories

Agitators, hot tanks, vibration and shock loading, the right accessories are available for even extreme cases.



OIML C10 Accuracy

When accuracy really matters, PowerMount™ Weigh Modules are available in C10 accuracies three times better than usual. This is possible because POWERCELL® load cell errors are actively adjusted to the correct value by an inbuilt microprocessor. Electromagnetic impacts are also under control with PowerMount™.



Check Out RapidCal™ New Tank Scale Calibration


More information on page 296
► www.mt.com/ind-rapidcal



Weigh Module Accessories Match the Application

We have the right accessories to match weigh modules to tanks that require mixers, high temperatures or strong vibration/shock loading. Dead stands allow use of passive legs for economic level-control solutions. Precision junction boxes connect analog load cells as accurately as possible.


► www.mt.com/weigh-modules







White Paper

Load Cell and Weigh Module accessories:

- Function
- Application
- Accuracy



► www.mt.com/ind-downloads-loadcell

	Stabilizers	Thermal Pads Vibration/Shock Pads	Dead Stands Spacer Plates	Precision Junction Boxes
				
	<ul style="list-style-type: none"> Mixers, conveyors Stabilizers calm tanks and create stable weighing results Retrofit Stabilizers can be applied anytime later if required 	<ul style="list-style-type: none"> Hot tanks Insulate load cells from conductive heat to improve load cell accuracy and lifetime Vibration Insulate the load cells from mechanical peaks to improve load cell lifetime 	<ul style="list-style-type: none"> Level control systems For passive legs - typically used when liquids level-control with reduced accuracy is required Easy load cell replacement Spacer plates allow load cell replacement without lifting the tank 	<ul style="list-style-type: none"> Precise connection Connect analog load cells the most accurate way possible No trim-pots Boxes provide corner adjustment with discrete resistors which avoids unstable trim-pots
Applications	Mixers, agitators, conveyors	Extreme mechanical and temperature conditions	Large storage silos	Multiple load-cell systems
Material	Carbon steel, 304 stainless steel, 316 stainless steel	Acetal up to 82 °C PEI up to 170 °C Fabric plastic shock pads	Carbon steel, 304 stainless steel	304 stainless steel, 316 stainless steel
Suitable for	SWB505, SWB605, SWC515, SWC615	SWB505, SWB605, SWC515, SWC615, O970 Ring-Mount, Redundant RingMount	SWB505, SWB605	All analog weigh modules. ATEX and IECEx approved versions available.
Retrofit	Yes	No	No	n/a
Dimension	No extra space required	Add. 25.4 mm height	See datasheet	Small, mid, large
More Information	www.mt.com/compression-wm	www.mt.com/compression-wm	www.mt.com/compression-wm	www.mt.com/junctionbox

Canister/Ring Load Cells

Robustness for Harsh Environments

Ring load cells and canister load cells are used in tank scales, vessel weighing, silo scales, truck weighing, vehicle scales and rail scales. We offer digital and analog load cells with OIML and NTEP approvals which are also suitable for hazardous-area use.

► www.mt.com/loadcell








Watch the Video

PowerCell PDX – how it's made:

- CNC manufacturing
- Laser welding
- Testing



► www.mt.com/ind-powercell-how-it-is-made-video


	SLC820 POWERCELL PDX 20 t – 300 t	SLC611D POWERCELL 7.5 t – 22.5 t	0782 20 t – 300 t	SLC611 7.5 t – 22.5 t	RLC 250 kg – 10 t
					
	<ul style="list-style-type: none"> • Reliable High IP protection and in-built lightning protection • Predictive diagnostics Onboard monitoring of voltage, temperature and breach 	<ul style="list-style-type: none"> • Reliable High IP protection, fully stainless steel • Predictive diagnostics Onboard monitoring for voltage and temperature 	<ul style="list-style-type: none"> • Reliable Hermetically sealed stainless-steel design • Fully approved No need to order options, all approvals in standard product 	<ul style="list-style-type: none"> • Reliable Hermetically sealed stainless-steel design • Fully approved No need to order options, all approvals in standard product 	<ul style="list-style-type: none"> • Low Profile Easy to integrate due to ultra-low profile • Accuracy Available in OIML C6/NTEP 10,000 when accuracy counts
Applications	Vehicle weighing, tank scales	Tank scales	Heavy capacity tank weighing, vehicle scales	Process-weighing tanks in food and pharma	Process-weighing tanks in food and pharma
Accuracy	OIML C1, C3, C4; NTEP 1,600, 10,000	OIML C3, C6; NTEP 5,000, 10,000	OIML C3, NTEP 5,000	OIML C3, NTEP 5,000	OIML C3, C6; NTEP 5,000, 10,000
Hazardous Area Approvals ⚠	ATEX, UL, IECEx, Nepsi	ATEX, FM, IECEx, Nepsi	ATEX, FM, IECEx, Nepsi	ATEX, FM, IECEx, Nepsi	ATEX, FM, IECEx, Nepsi
Material	Stainless steel, laser welded	Stainless steel, laser welded	Stainless steel, laser welded	Stainless steel, laser welded	Stainless steel, laser welded
Protection	IP68 / IP69K	IP68 / IP69K	IP68 / IP69K	IP68 / IP69K	IP68 / IP69K
Interface	POWERCELL	POWERCELL	Analog	Analog	Analog
Junction Box	Not required	Not required	Required	Required	Required
More Information	www.mt.com/loadcell	www.mt.com/loadcell	www.mt.com/loadcell	www.mt.com/loadcell	www.mt.com/loadcell

Tension Load Cells

Scales for Suspended Structures

Tension load cells are designed for use with suspended tanks, dosing hoppers and other devices that are suspended from a support structure. METTLER TOLEDO offers a wide range of load cell capacities to meet the needs of a variety of weighing applications.

► www.mt.com/sbeam-lc



Guideline for Accurate Filling Results

Successful integration of weighing:

- Filling methods
- Filling accuracy
- Weighing components



► www.mt.com/ind-large-volume-filling-guideline

	SLS410 50 kg – 7.5 t	SLS510 50 kg – 10 t	Accessories S-Beam Load Cells	Precision Junction Boxes
				
	<ul style="list-style-type: none"> • Easy integration Tension load cells are relatively easy to integrate if a suspended base is available • Economic solution Basic tension load cell for industrial weighing 	<ul style="list-style-type: none"> • Easy integration Tension load cells are relatively easy to integrate if a suspended base is available • Fully approved No need to order options, all approvals in standard product 	<ul style="list-style-type: none"> • Threaded load introduction Easy to integrate due to threaded load hole • Rod end Cope with expansion and angle deflection 	<ul style="list-style-type: none"> • Precise connection Connects analog load cells the most accurate way possible • All on board All elements to fine trim scales are present
Applications	Suspended hoppers in dry environments	Suspended hoppers in harsh environments	Correct load introduction	Multiple load cell systems Hazardous versions available
Accuracy	Accuracy 0.03%	OIML C3, NTEP 5,000	n/a	Accuracy 0.01%
Hazardous Area Approvals 	No	ATEX, FM	n/a	ATEX, IECEx
Material	Nickle plated tool steel, potted	Stainless steel, potted	Stainless steel, potted	304 stainless steel, 316 stainless steel
Protection	IP65	IP67	n/a	IP67, IP69K
Accessories	Knuckle eye	Knuckle eye	n/a	n/a
More Information	www.mt.com/sbeam-lc	www.mt.com/sbeam-lc	www.mt.com/sbeam-lc	www.mt.com/junctionbox

Single-Point Load Cells

Easy Integration

Single-point load cells are used individually in scales, hopper scales, process control systems, conveyor weighing, packaging machines and check-weighing systems. Moment-insensitive single-point load cells allow for eccentric loads and simplify weighing system design, as the load cell copes with all occurring forces and moments without losing performance.







www.mt.com/singlepoint-1c



Dos and Don'ts
For Custom Scale Design and Weigh Module Installation

For Custom Scale Design and Weigh Module Installation

 www.mt.com/ind-wm-dos-donts

	SLP33xD-IOL 	MT1022, 1041, 1241, 1260 3 kg – 750 kg 	SLP845 15 kg – 200 kg 	SSH 50 kg – 1,000 kg 	IL 150 kg – 2,000 kg 
	<ul style="list-style-type: none"> On-board connectivity PLC connectivity is integrated in the load cell; no additional device is required. Easy to integrate Due to moment insensitive design, single-points are the easiest way to build accurate scales 	<ul style="list-style-type: none"> Easy to integrate Due to moment insensitive design, single-points are the easiest way to build accurate scales Fully approved No need to order options, hazardous approvals in the standard product 	<ul style="list-style-type: none"> Easy to integrate Tension load cells are relatively easy to integrate if a suspended base is available Fully approved No need to order options, hazardous approvals in the standard product 	<ul style="list-style-type: none"> Easy to integrate Due to moment insensitive design, single-points are the easiest way to build accurate scales Hermetically sealed Laser-welded design for best reliability even in harsh environments 	<ul style="list-style-type: none"> Easy to integrate Due to moment insensitive design, single-points are the easiest way to build accurate scales High capacity Scales with 2 t capacity can be built with one load cell only
Applications	Scales, filling, batching, feeders	Scales, filling, batching	Food and pharma scales, filling, batching	Food and pharma scales, filling, batching	Onboard weighing, filling systems
Accuracy	OIML C6, C3, NTEP 10,000, 5,000	OIML C3, NTEP 5,000	OIML C3, NTEP 5,000	OIML C3, NTEP 5,000	OIML C3, NTEP 5,000
Hazardous Area Approvals 	-	ATEX	ATEX, FM	-	-
Material	Aluminum, potted	Aluminum, potted	Stainless steel	Stainless steel	Nickel-plated tool steel, potted
Protection	IP67	IP67	IP68/IP69K	IP68/IP69K	IP67
Platform Size (mm)	Up to 600 x 6000	Up to 600 x 600	Up to 500 x 400	Up to 800 x 1,200	Up to 1,000 x 1,000
More Information	www.mt.com/slp33xd	www.mt.com/singlepoint-1c	www.mt.com/singlepoint-1c	www.mt.com/singlepoint-1c	www.mt.com/singlepoint-1c

SLL210 AnyLevel™

Gravimetric Level Detection

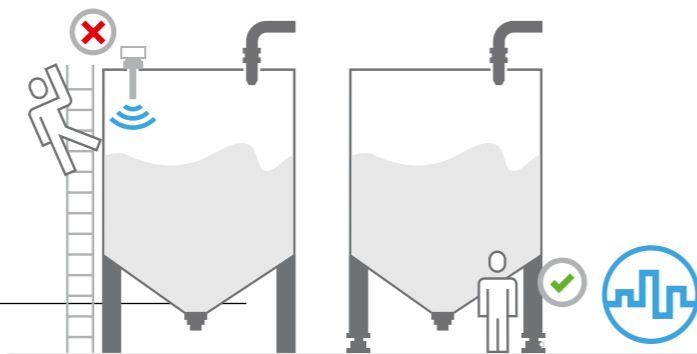
Gravimetric level sensors offer the most straightforward and reliable method for monitoring material storage levels via automation systems. Because the sensors are never in contact with the tank contents, material compatibility, sensor corrosion, etc. are no longer concerns.

► www.mt.com/SLL210



Bottom-up approach

By placing gravimetric sensors below the tank, material and environmental effects such as sidewall adhesion, dust, or foam do not distort your measurements, providing readings that you can trust.



Reduce Your Risks

With an external level-detection solution, the risks of corrosion, radiation, and contamination are eliminated, and operators can complete maintenance checks without climbing the tank.



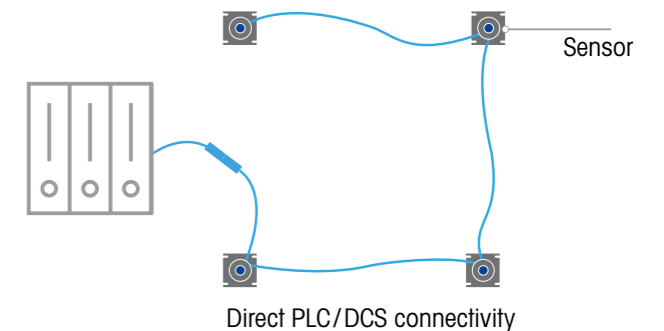
Integrate Quickly and Easily

The AnyLevel family includes multiple mechanical interface options to meet your specific requirements, and the sensors connect to most systems in just minutes.



Monitor System Status

SLL210 AnyLevel comes with condition monitoring directly connected to the PLC via IO-Link or to the DCS via HART communication protocol.



One Sensor System Any Level Detection Application

Eliminate the risk of selecting the wrong sensor by leveraging the SLL210 AnyLevel™, which works for all industries and level detection applications. You can simply select your required communication protocol and tank-foot connection. This streamlined process saves you time and resources, allowing you to concentrate on creating innovative storage solutions for your customers.

Smart5™ Alarms and Condition Monitoring

- All Okay
- Test Due
- Oos/Wrong Step
- Call Service
- Stop

Complete System Visibility with Smart Technology

With analog level detection technology, days, months, or a year can go by before anyone realizes a costly problem exists. SLL210 AnyLevel comes with condition monitoring directly connected to the PLC via IO-Link or to the DCS via HART communication protocol.



Quick and Easy Connectivity

Integrate without Expert Knowledge

The SLL210 AnyLevel™ family includes multiple mechanical interface options to meet your specific requirements, and the sensors connect to most systems in just minutes. With simple cabling and robust connectors, you can eliminate complicated wiring, and thanks to the factory calibration, you have a running system out-of-the-box.

www.mt.com/SLL210



Call METTLER TOLEDO for a free product demonstration.

Our sales team is ready to demonstrate the ease of installation either virtually or on-site. Experience the SLL210 AnyLevel Level Sensors today.



www.mt.com/SLL210

	SLL210 Reciever 1 t / 3 t	SLL210 Plate 1 t / 3 t	SLL210 Stern Kit 1 t / 3 t	SLL210 Reciever 10 t / 30 t	SLL210 Plate 10 t / 30 t
Size / Rated Capacity (R.C.)		Size 1: 1 t / 3 t		Size 2: 10 t / 30 t	
Applications	Level detection in silos, tanks or vessels for powders, granules, and liquids.			Level detection in silos, tanks or vessels for powders, granules, and liquids.	
Material	Carbon steel and zinc plating/Stainless steel and electropolishing			Carbon steel and zinc plating/Stainless steel and electropolishing	
Communication Protocol	4-20 mA / 4-20 mA HART / IO-Link			4-20 mA / 4-20 mA HART / IO-Link	
Update Rate	0.5 Hz			0.5 Hz	
Protection	IP68 / IP69K			IP68 / IP69K	
More Information	www.mt.com/SLL210			www.mt.com/SLL210	

PBK9 Weighing Platforms

High Resolution in Harsh Environments

Accurate weighing helps you manage raw materials, ensure compliance with regulations and improve your product quality. For bench and floor scale applications that require reliability with the best accuracy available, PBK9 Weighing Platforms provide outstanding performance. A range of platforms with capacities from 0.6 to 300 kilograms and resolutions of up to 750,000 divisions are useful for many applications.

► www.mt.com/PBK9

Outstanding Accuracy

Thanks to its innovative measuring technology, PBK9 Weighing Platforms ensure industry-leading metrological performance. With a resolution of up to 750,000 divisions, the weighing platform is ideally suited for all weighing processes in which quality is critical and tolerances need to be minimized.



Smart Load-Cell Technology

The Monobloc technology load cell is at the core of PBK9 Weighing Platforms. Advanced technology guarantees the highest precision and reliability.



Reliable Process

PBK9 sensors always deliver reliable and exact results – even in the most difficult environments. This ensures you are always on the safe side when running formula, dosing and quality check applications.



Direct Connectivity

PBK9-APW weighing platforms can be directly connected to any automation system via RS422 or RS485 and serviced with an additional RS232 interface.

Accurate Weighing

From Ultra-Light to Heavy-Weight

High-precision weighing, reliable in harsh conditions, fast weighing processes


Platform Type	A3	A6	AB15	AB30	AB60	B60	B120	CC150	CC300
Capacity	3 kg	6 kg	15 kg	30 kg	60 kg	60 kg	120 kg	150 kg	300 kg
Readability	0.005 g	0.01 g	0.02 g	0.05 g	0.1 g	0.1 g	0.2 g	0.2 g	0.5 g
Platform Dimensions	275 x 345 mm		280 x 350 mm			402 x 503 mm		600 x 800 mm	
Interfaces	RS232, RS422 / RS485								
Maximum Weight Update Rate	92 values / s								
IP Rating	IP66 / IP68								
Load Plate Material	Stainless steel AISI304 as standard, stainless steel AISI316 available as option								
Hazardous Area Approvals	IECEX/ATEX/NEC (Zone 1/21 or Zone 2/22), NEC (Div. 1 or Div. 2)								
More Information	www.mt.com/PBK9								





Vehicle Scales

To Fit Any Operation



Vehicle Scales

Vehicle Scales

Designed for Your Business

250

Truck and Rail Scale Models

Durability You Can Trust

252

POWERCELL® Load Cells

Protect Your Profits

254

In-Motion Weighing

Process Vehicles Quickly and Safely

258

Scale-Management Solution

Designed to Fit Your Business

260

Unattended Weighing

Process Vehicles in a Fraction of the Time

262

Vehicle Scale Customizations

Solutions for Unique Needs

264

► **Scale Indicators for Vehicle Scales** – For More Information, See Page

58


Vehicle Scales

Designed for Your Business

METTLER TOLEDO protects your business by supplying you with accurate and reliable truck and rail scale solutions designed to thrive in any work environment. Whether your concern is a high volume of traffic, hazardous area, extreme weather, or all of the above, we offer the right fit based on your needs.

www.mt.com/vehicle

Our comprehensive design, analysis and testing program enables us to deliver scales proven to meet the demands of your weighing application. No other company tests weighbridges this thoroughly.



Design

Throughout more than 20 years of CAD modeling, we have refined our designs to offer the best weighbridges available. Our engineers continue to innovate and build on the success of previous designs.



Testing

METTLER TOLEDO is the only manufacturer that performs true lifecycle testing on all weighbridge models. Our unique Module Masher applies 20 years of traffic in 6 to 8 weeks.



Analysis

Finite-element analysis shows how a weighbridge design should perform under various loading conditions. Analyzing all areas of the weighbridge allows for improvements in design.

Keep Your Business Moving

A vehicle scale will have a long-term impact on your operation. In many cases, it is vital to your ongoing productivity and profitability. With a full range of weighbridges/truck scales and railroad scales, METTLER TOLEDO can work with you to find the right weighing solution to keep your business moving.

With industry-leading load-cell technology, software, and services – METTLER TOLEDO is your one stop shop for all things vehicle scale.



Learn More: Quality Built into Every Step

Get an inside look into our heavy capacity production facility and see how we build quality into every step.



www.mt.com/INDPlantVisit

Truck and Rail Scale Models

Durability You Can Trust

METTLER TOLEDO vehicle scales are manufactured to the highest quality by a team of skilled engineers and welders, and then subjected to true lifecycle testing. The resulting scales are ruggedly dependable weighing machines that are made to perform.

► www.mt.com/vehicle

Steel Deck Truck Scales

Sleek yet durable, steel deck truck scales offer unsurpassed versatility



- **Quick-install**
With no wait time for concrete curing, installation can be as short as one day
- **Water tight bridge**
Continuous welds and superior paint specifications deter corrosion
- **Portable options**
For sites needing to relocate the scale over time

Concrete Deck Truck Scales

Rugged and dependable, concrete deck truck scales can endure the extreme



- **Slip resistant surface**
Concrete deck scales provide superior grip in slippery conditions
- **Robust design**
A concrete and steel composite structure designed to last
- **Customization available**
Metalization of the weighbridge offers additional protection from the elements


Railroad Scales

Strength and durability Built to stand up to the massive loads of rail traffic



- **Strength**
Proven structural designs to stand up to the most demanding applications
- **Longevity**
Superior materials and manufacturing ensure long life, even with years of heavy loads and challenging environments
- **Versatility**
Truck and rail scale combinations meet multiple needs in one scale to save space and money

Weighbridge Types Available	Multi-module	Multi-module	Multi-module
Construction	Orthotropic steel ribs	Hybrid – steel deck pan, concrete deck	Steel or concrete deck, welded steel beams
Scale Lengths Available	3 to 42.7 m (10 to 140 ft)	3 to 42.7 m (10 to 140 ft)	3.8 to 22.8 m (12 to 75 ft)
Axle Load Range	22 t (low) to 114 t (high)	22 t (low) to 40 t (high)	85 t per axle set
Foundation Compatibility	Above ground, shallow or deep pit	Above ground, shallow or deep pit	Shallow pit
Shipping Requirements	Standard or container, per model	Standard or container, per model	Standard
Customizable	Yes	Yes	Yes
More Information	www.mt.com/truck-scales	www.mt.com/truck-scales	www.mt.com/rail-scales



Learn More: Unmatched Validation Testing

Learn more about life-cycle testing with the module masher.



► www.mt.com/weighbridgetesting



Remote Displays

For Weight Results from a Distance

Remote displays allow truck drivers and other personnel to see weights at locations other than where the scale indicator is mounted. The bright LED display is easy to read day and night. Three sizes are available with viewing distances of up to 80 m. Options include a built-in red/green traffic light and wireless communication between the display and the scale indicator. A durable aluminum enclosure makes the remote displays suitable for indoor and outdoor use.

POWERCELL® Load Cells

Protect Your Profits

POWERCELL® load cells have revolutionized vehicle weighing. With their unique design and patented digital signal processing – they bring a new level of performance to your vehicle weighing applications. Available in two models, POWERCELL® GDD® and POWERCELL® PDX® – you are sure to find the right fit for your operation.


► www.mt.com/VEH-POWERCELL-Upgrades

All POWERCELL® load cells are constructed with 100% stainless steel components and are hermetically sealed and vacuum tested to ensure a long life.




Simplified Network of POWERCELL® PDX®

POWERCELL® PDX® load cells connect to one another in a simple network that transmits individual load cell signals to the scale indicator, eliminating the need for a junction box. This enables outstanding reliability and simplified service.



True Accuracy

Digital signal processing enables our patented POWERCELL® technology to weigh as close as possible to the "true weight" of the load, so you can be confident in your results every time.



Advanced Diagnostics

A built-in diagnostics system gives you real-time data about the condition of each load cell, including weighing errors, environmental conditions, overloading, network health and voltages.



Environmental Protection

POWERCELL PDX offers advanced protection against common causes of scale downtime, including water ingress (IP68/69K) and lightning strikes (tested to 80k amperes).



10-Year warranty on POWERCELL PDX systems available in most markets. Contact your sales team for local details.



POWERCELL® Load Cells

Reliability You Can Count On

POWERCELL® load cells protect your business by ensuring that your vehicle scale weighs accurately day in and day out. This revolutionary technology cuts your operating costs by minimizing errors, reducing downtime, and simplifying service.

▶ www.mt.com/IND-POWERCELL




Learn More: Upgrading Your Vehicle Scale

Get information about Vehicle Scale upgrades.



▶ www.mt.com/VEH-automate



	<p>POWERCELL® PDX®</p> <p>The highest level of accuracy and reliability</p>  <ul style="list-style-type: none"> Simplified network Ease of servicing with quick-connect cables and no junction boxes Environmental protection Watertight load cells and cables form a network that is 100% submersible Proven accuracy Accurate transactions on the truck scale mean less product giveaway 	<p>POWERCELL® PDX® Upgrade and Conversion Kit</p> <p>All of the benefits of a PDX load cell system at a fraction of the cost of a new scale</p>  <ul style="list-style-type: none"> Improved accuracy Improved accuracy will be noticeable immediately for quick ROI Easy installation Technicians can usually complete a vehicle scale upgrade in one day Decreased maintenance Improved reliability means fewer maintenance and repair bills 	<p>POWERCELL® GDD®</p> <p>Digital accuracy and reliability at an economical price</p>  <ul style="list-style-type: none"> Digital accuracy Easily calibrated to a high level of accuracy, built-in compensation Diagnostic capabilities Allows you to view individual load-cell outputs on the scale indicator Cost-effective investment Provides proven accuracy and reliability at an economical price 	<p>POWERCELL® GDD® Upgrade and Conversion Kit</p> <p>Get the advantages of the GDD load cell system: Improved performance and productivity</p>  <ul style="list-style-type: none"> POWERCELL® hub Our sealed POWERCELL® hub acts as a router for the CANBUS digital signal – no metrology adjustments are made inside the hub Simple connectivity Cables are securely attached to GDD load cells at the factory for easy installation Superior diagnostics Display individual load cell outputs to simplify troubleshooting
Capacity	20 t, 30 t, 50 t, 90 t	20 t, 30 t, 50 t, 90 t	20 t, 30 t, 50 t	20 t, 30 t, 50 t
Accuracy	High	High	High	High
Communication	CAN	CAN	CAN	CAN
Network	No junction box	No junction box	POWERCELL® hub	POWERCELL® hub
Diagnostics	Yes	Yes	Yes	Yes
Lightning Protection	> 80,000 A	> 80,000 A	> 29,000 A	> 29,000 A
Breach Detection	Yes	Yes	No	No
Hazardous Area Approvals ⚠	IECEX/ATEX/ NEC (Zone 1/21 or Zone 2/22), NEC (Div. 1 and Div. 2)	IECEX/ATEX/ NEC (Zone 1/21 or Zone 2/22), NEC (Div. 1 and Div. 2)	n/a	n/a
More Information	www.mt.com/VEH-POWERCELL-PDX	www.mt.com/VEH-VKR211	www.mt.com/VEH-POWERCELL-GDD	www.mt.com/VEH-VKR208

Scale-Management Solutions Designed to Fit Your Business

Our software packages include transaction management and condition monitoring. They enable you to process weighing transactions, capture data, and ensure that your scales are operating flawlessly. Upgrade your transaction management capabilities as your business grows, and monitor system health with proactive notifications and one-click service requests to quickly mitigate any performance issues.

► www.mt.com/VEH-Software



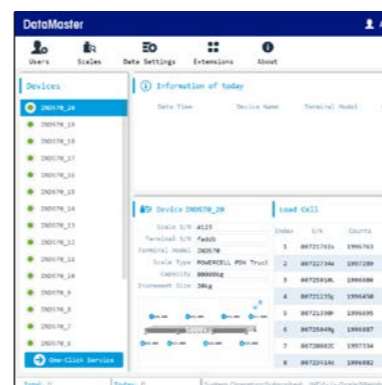
Manage Transactions

DataBridge provides a powerful solution for managing transactions across diverse data systems by enabling efficient transaction handling. The ability to achieve fewer errors and faster transaction times makes it an essential tool for reliability and scalability.



Manage Data

DataBridge simplifies complex data workflows, achieving accuracy and timeliness, which helps maintain high quality and consistent data. Reduce risk of errors and increase transaction speed with automatic data capture.



Manage Assets

DataMaster offers oversight of scale system health across multiple sites in one easy dashboard. Improve operations tracking, maintenance, and utilization to optimize efficiency and decision making.

Benefits of DataBridge™ Transaction Management

- Better organization, simpler processing, fewer errors and faster transaction time.
- Eliminates paperwork by storing a digital record of every weighing transaction in a secure database.
- Retrieve records for review, billing, and export, quickly and easily.
- Automatically generate and email report to your clients.
- Integrate unattended weighing operations and traffic management.
- Scalable solution that grows with the organization.
- Various pricing options to meet business requirements.
- Advanced anti-cheating features to protect profits.

Benefits of DataMaster™ Asset Management

- Monitor the health of multiple scales in real-time with a simple-to-use management dashboard and innovative mapping
- Ensure timely detection of conditions that lead to inaccurate weighments
- Leverage real-time monitoring to better detect and prevent fraud with timely alerts and insight into changes to calibration data
- Generate customizable reports to simplify scale management and data tracking
- Ensure simplified service through one-click requests, providing valuable context to your service provider to boost first-time fix rates

Unattended Weighing

Process Vehicles in a Fraction of the Time


Introduce self-service efficiency to your vehicle-weighing operation. Unattended weighing offers an effective strategy for increasing transaction speed and overall productivity while decreasing operating costs. It enables drivers to process their own weighing transactions without the need for a scale operator.

▶ www.mt.com/VEH-IND9U



Weigh More Trucks Per Day

An unattended weighing solution speeds up vehicle weighing by allowing drivers to process their own transactions. It enables facilities to improve transaction speed by over 50%. Unattended weighing is especially valuable to facilities that have multiple vehicle scales or operate 24/7.



Reduce Operating Costs

Unattended weighing eliminates the need for a scale house with full-time scale operators on duty. By choosing an unattended driver scale over a scale house, you can reduce construction costs, reduce the weighing operation's footprint, and free workers to handle other tasks.



Improve Safety

Costly accidents, trips and falls are the leading causes of non-fatal injuries to tractor-trailer drivers. Unattended weighing prevents accidents by keeping drivers safely inside their vehicles throughout the weighing process. Everything needed to complete a weighing transaction is right at the driver's fingertips.



Unattended Touchscreen Kiosk

- Touch screen simplifies transactions
- DataBridge™ software manages weighing data
- Controls ticket printing, traffic lights, and gates



Learn More: Streamline Vehicle Transactions

See how you can improve productivity and throughput at the scale



▶ www.mt.com/VEH-automate

Vehicle Scale Customizations Solutions for Unique Needs


Your vehicle scale should be the perfect fit for your operation. Our team of engineers can work with you to customize your vehicle scale to fulfill the specific requirements of your process. From special sizes and platform add-ons, to custom access and more, we are here to create the right solution for you.

www.mt.com/vehicle



Special Sizes

If you require more than a "one-size-fits-all" solution, we provide vehicle scales in custom shapes and sizes. For operations weighing oversized loads or off-road vehicles, a special wide scale could be the right fit. If your scale sees road trains and other lengthy vehicles, we can provide an extra-long bridge. Custom heights are also available to accommodate retrofit applications.



Platform Add-Ons

The right platform setup is critical to vehicle scale performance and driver safety. Customize your truck or rail scale's platform to make sure your operation meets its safety, longevity, and throughput goals. Examples of platform add-ons include blow-by or blow-down plates, wheel stops, dolly landing pads, heavy-duty bumpers, and guide rails.



Custom Access

Some applications require customizations that allow special access. Our engineers make sure your truck scale serves your needs exactly. Customize your scale with special access points for maximum usability and ease. Options include grain dumps, center dumps, removable panels and oversized manholes.

Upgrades and Conversions

Reliable performance and minimized downtime should be a given for your truck scale. An upgrade or conversion load-cell kit can bring new life to your existing asset by providing all the benefits of a new scale at a fraction of the cost. If you are struggling to keep your equipment up and running to achieve your productivity goals, consider upgrading or converting your load cell system to improve performance and extend the life of your asset. Conversion kits are available not only for METTLER TOLEDO truck scales, but also those of other makes.



Dump-through Scale Platforms

Reliable performance and minimized downtime should be a given for your truck scale. An upgrade or conversion load-cell kit can bring new life to your existing asset by providing all the benefits of a new scale at a fraction of the cost. If you are struggling to keep your equipment up and running to achieve your productivity goals, consider upgrading or converting your load cell system to improve performance and extend the life of your asset. Conversion kits are available not only for METTLER TOLEDO truck scales, but also those of other makes.





Parcel and Pallet Dimensioning, Weighing and Scanning (DWS)

10

Static and Dynamic Parcel Systems

Solutions and Components 268

Dynamic Parcel Weighing

High Speeds, High Throughputs 270

Dynamic Parcel Dimensioning

See More Revenue 272

TLD250 Static Dimensioner

User-Friendly, Adaptable Design 274

TLD850 – Static Parcel Dimensioning

Increased Productivity and Efficiency 276

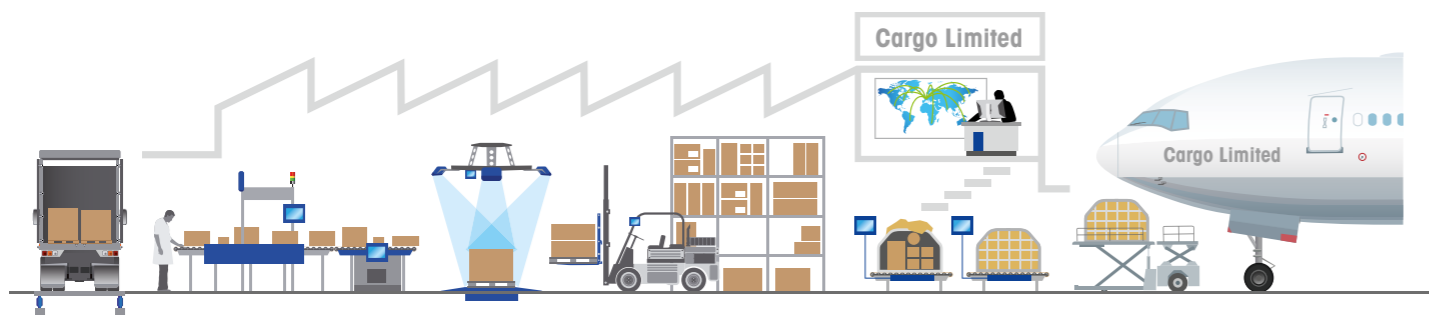
TLD870 – Static Pallet Dimensioning

Simple, Fast, Accurate 278

TLD970 – Dynamic Pallet Dimensioning

Non-Stop, In-Motion Measuring 280

Our Solutions For Your Production



► **Full Range of Floor and Forklift Scales** – For More Information, See Page

134

Static and Dynamic Parcel Systems Solutions and Components

Whether your operation calls for simple weighing or complex data-capture with high-throughput weighing and integrated dimensioning/barcode reading there are solutions for every requirement.

www.mt.com/dynamic-parcel

Transport and Logistics Buyer's Guide For System Integrators

Download your free copy to discover our full range of weighing and dimensioning components for accurate high-throughput parcel measurement.

QR Code: www.mt.com/TL-BuyersGuide

	TLX Basic Basic turn-key dimensioning, weighing and scanning	TLX Advanced Advanced turn-key dimensioning, weighing and scanning	TLW160 Roller conveyor scale developed specifically for the stop-and-go weighing requirements of eCommerce, fulfillment distribution centers, and warehouses.	TLW360 Cost-effective dynamic weighing with reliable performance	TLW450 High-speed, high accuracy dynamic weighing	XS100 DualScale High performance, high throughput weighing with exceptional robustness
	<ul style="list-style-type: none"> Cost-effective DWS Industry-leading technology in a simple DWS configuration 	<ul style="list-style-type: none"> Highest read rates Any shape, any surface Multi-sided barcode reading Advanced operation modes Fully configurable customized interfaces Powerful data management Communicate with any sorter Sorting and tracking 	<ul style="list-style-type: none"> Essential performance Ideal for pick-to-ship containers and packing stations, where the operator statically weighs the package before moving it to the next station. 	<ul style="list-style-type: none"> Essential performance Reliable, cost-effective dynamic weighing 	<ul style="list-style-type: none"> High speed Speeds up to 180 m/min Fast data communication High accuracy Accuracy in all conditions 	<ul style="list-style-type: none"> High speed Speeds up to 240 m/min Fast data communication High throughput Two weighing belts that can be combined into a third virtual weighing belt Flexible weighing point Robust design Sturdy frame and feet Stiff, lightweight conveyor body
Flexible Weighing Point	No	Yes	No	No	Yes	Yes
Dimension and Barcode Merging	Yes	Yes	Optional	Optional	Yes	Yes
Advanced Filter Technology	No	Yes	No	Yes	Yes	Yes
Multi-Lingual Scale Indicator	No	Yes	Yes	Yes	Yes	Yes
Advanced Operation Modes	No	Yes	Yes	No	No	Yes
Delivered with Dimensioning and Barcode Reading	Yes	Yes	Optional	Optional	Optional	Optional
Speed	60 m/min	120 m/min	Stop-and-Go	Up to 120 m/min	Up to 180 m/min	240 m/min MID, 180 m/min NTEP
Throughput	Up to 1,500 pcs/h	Up to 6,000 pcs/h	Up to 1,000 pcs/h	Up to 7,200 pcs/h	Up to 11,000 pcs/h	Up to 18,000 pcs/h
Accuracy	50 g	20, 50 g	10, 20 g	2, 5, 10, 20, 50 g	5, 10, 20, 50 g	20 g (138 m/min MID), 50 g
More Information	www.mt.com/TLX-Basic	www.mt.com/TLX-Advanced	www.mt.com/TLW160	www.mt.com/TLW360	www.mt.com/TLW450	www.mt.com/XS-DualScale

* Depends on single or dual scale configuration and weight of load

Dynamic Parcel Weighing

High Speeds, High Throughputs

METTLER TOLEDO dynamic parcel scales are designed for seamless integration into any sorting system. Choose from a variety of sizes, configurations and accessories to meet your individual operational requirements.

▶ www.mt.com/dynamic-parcel

A flexible weighing point can increase scale throughput by up to 30%. The weighing time is determined based on parcel length to optimize parcel gapping.



Easy Integration

Dynamic scales, TLW450 and XS100 DualScale offer seamless integration with dimensioners, barcode readers and conveyors. Choose from a selection of standard interfaces or request a customized protocol.



Global Standards

Tailor your system based on a wide range of standard designs and benefit from short lead times, standardized installation procedures and easily available spare parts.



High Throughput

Short measuring times, smart gapping and special system design work together to achieve highest throughputs, keeping sorter efficiency at its peak.

Accuracy in Tough Conditions

METTLER TOLEDO dynamic scales use state-of-the-art load-cell technology to achieve top weighing accuracy at any speed, in all conditions.

Advanced technology filters out environmental disturbances such as vibrations from motorized systems which can negatively impact results.

Combined with a rugged, robust design, this feature works to ensure high precision and reliability in tough conditions including mezzanine installation or installation within a high-speed sorting system.

Dynamic Parcel Dimensioning

See More Revenue

With the ability to accurately obtain dimensions of difficult-to-measure packages of any shape at high speeds, METTLER TOLEDO dimensioners provide read rates and revenue recovery that others cannot match.


www.mt.com/TLD950

With larger optics that let in more light and a wider dynamic range, METTLER TOLEDO dimensioners provide the best read rates in their class.



Recover More Revenue

Easily and accurately measure all parcels of all shapes, colours and wrappings, for maximum revenue recovery.



Reduce Miss-Sorts

Reduce the number of rejects for improved sorting efficiency and reduced manual handling costs.



Recover Revenue on Flats

An approved measurement accuracy of 2 mm in height allows for legal-for-trade invoicing of flat parcels down to 20 mm for additional revenue.

Any Speed, Any Shape

TLD950 Dimensioners

Dimensioning Solution	TLD950 SingleHead	TLD950 MultiHead
Dimensioner Accuracy (LxWxH)	5x5x2 mm, 0.2x0.2x0.1 in	
Minimum Object Size (LxWxH)	50x50x20 mm, 2.4x2.4x1.2 in	
Maximum Object Size (LxWxH)	4000x900x900 mm, 158x48x36 in	4000x1600x1200 mm, 158x63x43 in
Object Shape	Cuboidal only	Cuboidal and Irregulars
Object Surface	Most surfaces, variations are sometimes encountered when a surface is translucent	
Flow	Singulated, Touching* (cuboidal)	
Measurement Time	0-3.3 m/s, 0-655 ft/min	
Legal For Trade Approvals	MID, NTEP, Measurement Canada	
More Information	www.mt.com/TLD950	

*Conditions Apply


TLD250 Static Dimensioner

User-Friendly, Adaptable Design

The cost-effective TLD250 static dimensioning system is engineered to automatically dimension parcels and packages in post offices, sorting facilities, distribution centers and warehouses. With only three main components, the TLD250 features an adaptable design and can be placed on a desk or mounted on a wall, enabling convenient ergonomic positioning to maximize productivity.

www.mt.com/TLD250

Camera-Based Measurement Technology
The TLD250 features a vision-based sensor with intelligent algorithms to capture measurements in less than 2 seconds, even for non-cuboidal objects, and provides photo proof for claims processing.



Easy Setup and Operation

The 7" touchscreen display offers a simple setup wizard, live images, alerts and measurement results to streamline operational efficiency.



Flexible Connectivity

Easily integrate with a scale, barcode reader and host systems using RS-232, USB Keyboard Wedge, HIDPOS, Ethernet or Bluetooth.



Rugged and Durable

The rugged mild steel stand and base plate protect your investment from damage even in the most demanding environments.

TLD250 Technical Specification

Combine with a scale and barcode reader to achieve a complete dimensioning, weighing and ID solution suited for retail, warehouse and distribution centers. TLD250 is also adaptable to different height arrangements to meet your operational conditions.

Dimensioning Accuracy	Cuboidal: +/- 5 mm (0.2 in) Non-cuboidal: 10 mm (0.5 in)
Dimensioning Range (LxWxH)	Min: 60 x 60 x 60 mm (2.4 x 2.4 x 2.4 in) Max: 1000 x 600 x 600 mm (39 x 24 x 24 in)
Measurement Time	1 - 2 seconds
Object Shape	Cuboidal and non-cuboidal objects (cylinder, polygon)
Object Surface Characteristics	Opaque. Note: highly reflective surfaces may cause performance deviations.
Scale Interface	USB (HIDPOS)
Host Interface	Standard: 1 x RS232, 1 x USB, 1 x Ethernet Optional: Bluetooth




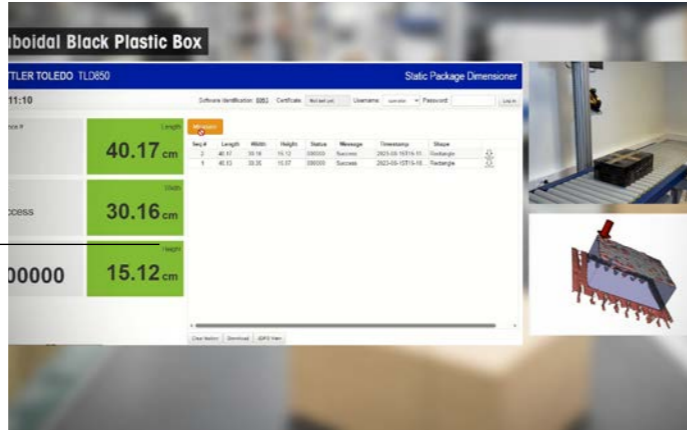
TLD850 Static Parcel Dimensioner

Increased Productivity and Efficiency

The TLD850 is a compact and robust workstation designed to capture the dimensions, weight and barcode information of parcels and objects of irregular known shape in manual operations. It provides maximum accuracy on all objects in parcel express and distribution center applications for warehouse management and revenue recovery.

► www.mt.com/TLD850

OCTO DataCapture Software running on the embedded CPU offers seamless system integration and versatile host communication.



High Efficiency in Manual Operations
A complete DWS system for manual operations to capture weight, dimensions and barcode information for maximum throughput.



Measure Cuboidal and Irregular Shaped Parcels
Approved on small items down to 20mm height for cuboidal and irregular objects of known shape.



Reliable and Accurate Measurements
The TLD850 is LiDAR technology based. It is operating independent of ambient light and provides consistently accurate results guaranteed.



Static Dimensioning, Weighing and Scanning

TLD850 Static Parcel Dimensioner



The TLD850 is available in a roller top or table top configuration to fit your application needs. It can serve as a standalone dimensioner or as an integrated DWS solution.

Dimensioner Accuracy (LxWxH)	5x5x2 mm, 0.2x0.2x0.1 in
Minimum Object Size (LxWxH)	50x50x20 mm, 2.4x2.4x1.2 in
Maximum Object Size (LxWxH)	1200x900x900 mm, 48x36x36 in
Object Shape	Cuboidal and known irregular shapes
Object Surface	Most surfaces, variations are sometimes encountered when a surface is translucent
Object Throughput	450 parcels per hour
Measurement Time	3 seconds
Legal For Trade Approvals	MID, NTEP, Measurement Canada
More Information	www.mt.com/TLD850
Weighing Option	
Resolution	20 g
Minimum Weight	400 g
Maximum Weight	60 kg


TLD870 – Static Pallet Dimensioning

Simple, Fast, Accurate

Freight companies need to measure pallets quickly for revenue recovery, costing, invoicing and load planning. The TLD870 speeds up the measuring process and keeps operations running smoothly.

www.mt.com/TLD870

OCTO ImageCapture™ takes a picture of each shipment for proof of condition, content and measurement using a legal-for-trade system.



Fastest Measurement

Quick measuring time allows you to measure more pallets more efficiently. Recover revenue on up to 240 pallets an hour without impeding operations or missing cut-off times.



Easily Measure Any Pallet

Some pallet wrappings cause problems for dimensioners. The TLD870 gives an accurate reading on 99 percent of surface types for easy, efficient revenue recovery.



High Uptime, Low-Cost Service

For revenue recovery you can rely on, choose a pallet dimensioner that is designed for tough, industrial environments with no need for regular replacement of wear parts.

Fast, Efficient and Hassle Free

TLD870 Pallet Dimensioner

The TLD870 captures dimensions of any pallet in a matter of seconds. Combine it with floor or forklift scales to form a complete pallet dimensioning, weighing and scanning solution.


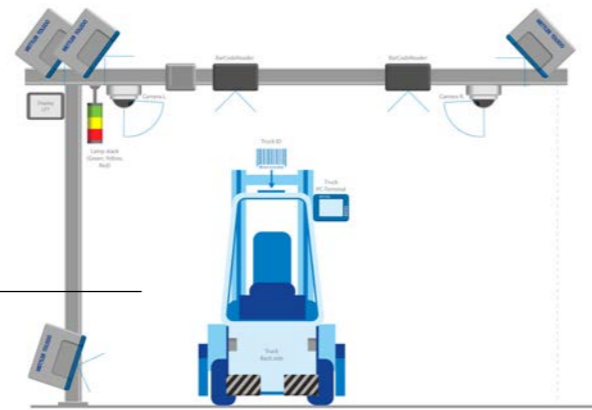
Dimensioner Accuracy (LxWxH)	10x10x10 mm, 0.25x0.25x0.25 in, 0.5x0.5x0.5 in for objects > 72 in
Minimum Object Size (LxWxH)	200x200x100 mm, 12x8x3 in
Maximum Object Size (LxWxH)	2500x2500x2600 mm, 98x98x102 in
Object Shape	Any shape
Object Surface	Most surfaces, variations are sometimes encountered when a surface is translucent
Orientation	Most stable side down
Object Throughput	240 pallets per hour
Measurement Time	2 seconds
Legal For Trade Approvals	MID, NTEP, Measurement Canada
More Information	www.mt.com/TLD870

TLD970 – Dynamic Pallet Dimensioning Non-Stop, In-Motion Measuring


To keep efficiency at its peak, you need a pallet dimensioner that doesn't put restrictions on your operation. The TLD970 measures trucks traveling at speed, requiring no slow-down or careful positioning of the truck. This solution integrates so seamlessly into operations you won't even know it's there.

www.mt.com/TLD970

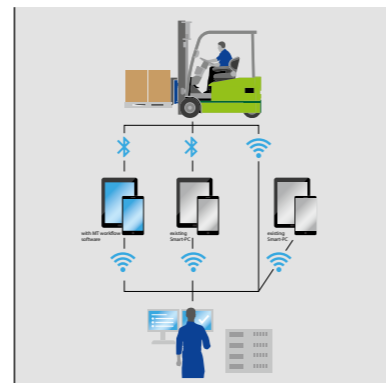
The smart, patented design of the TLD970 takes full advantage of METTLER TOLEDO's best-in-class dimensioning technology to record all data needed for in-motion pallet measurement.



**Improve Efficiency
By up to 70%**
Measure up to 720 pallets an hour in a fully automatic, non-stop process.



**No Slow Down,
No Measuring Restrictions**
Simply drive through and measure without thinking about forklift speed or position.



One Efficient Process
Combine dimensions, weight, pallet ID and image for a complete data profile on every piece of freight you handle.

Automatically Measure Any Pallet

No Restrictions

Achieve high accuracy on almost any pallet passed through with a forklift truck.

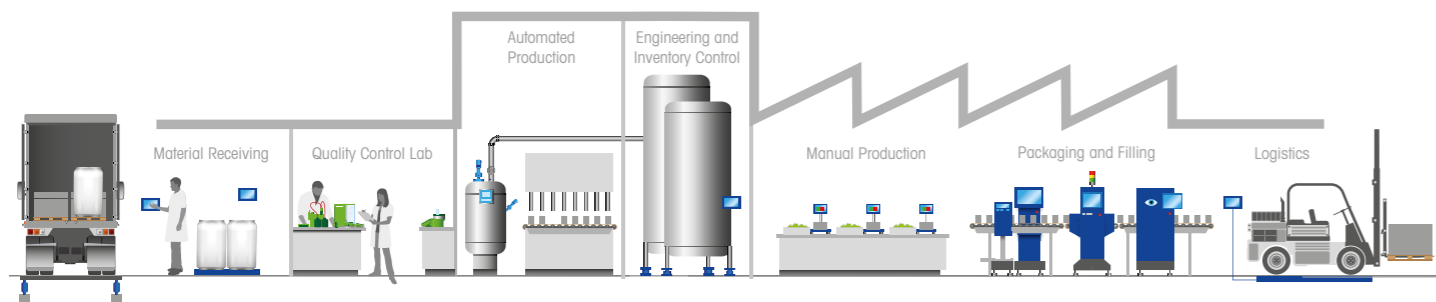
Dimensioner Accuracy (LxWxH)	20x20x10 mm, 1x1x0.5 in
Minimum Object Size (LxWxH)	200x200x100 mm, 12x12x6 in
Maximum Object Size (LxWxH)	2500x2500x2600 mm, 168x96x102 in
Object Shape	Any shape
Object Surface	Most surfaces, variations are sometimes encountered when a surface is translucent
Orientation	Multidirectional measurement in both drive directions
Speed	3-15 km/h, 2-10 mph
Object Throughput	720 pallets per hour
Measurement Time	< 1 second
Legal For Trade Approvals	MID, NTEP, Measurement Canada
More Information	www.mt.com/TLD970



Service

11

Providing Service Solutions Across Your Value Chain

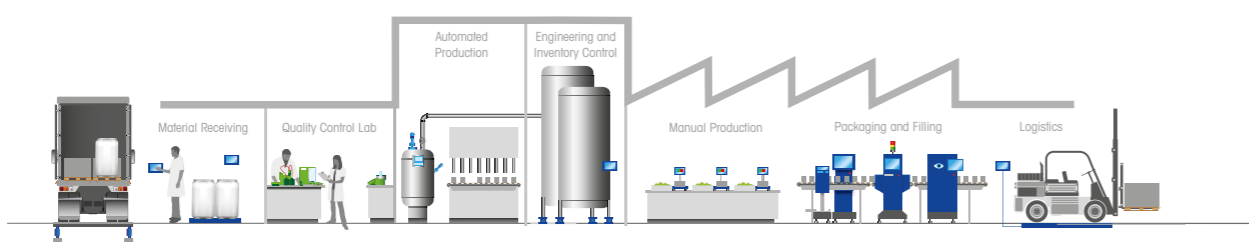


Providing Service Solutions Across Your Value Chain	284
A Complete Service Offering For the Entire Product Life Cycle	286
Installation and Extended Care Ensure a Perfect Start	288
Equipment Qualification Peace of Mind on Test Results	290
Preventive Maintenance For Proven Precision and Reliability	292
Calibration and Verification Services The Key to Compliance	294
RapidCal™ Tank Scale Calibration High-Capacity Tank Scale Calibration	296
Automatic Weighing Instruments Calibration for Optimized Performance	298
Servicing Your Vehicle Scale Maintain Peak Performance at Your Weighbridge	300
User Training and Application Support Confidence and Know-How	302
Customer Portal Self-Services and Device Transparency	203
Uptime – Repair and Support Rely on the Manufacturer’s Competence	304

Providing Service Solutions Across Your Value Chain

Whatever the application, we provide you with a tailor-made service solution independent of industry, environment or regulation based on our four values: uptime, performance, compliance and expertise. We support you in mastering your daily challenges. This helps you guarantee product quality, on-time deliveries, regulatory compliance and appropriate user competences.

▶ www.mt.com/service



Our instruments meet the highest technical standards.

Are you aware of your most important performance-assurance needs?

Are fast intervention and turnaround times crucial to meet your shipment and delivery dates?



Uptime

You require every minute of uptime. This means guarding against equipment breakdown, parts failure and "wear and tear" issues.

Are your measurement results meeting productivity, quality and regulatory requirements?



Performance

With periodic preventive maintenance, you achieve consistently accurate results, avoiding unexpected downtime and saving money.

Does the accuracy of your measurement equipment meet your quality requirements?



Compliance

Whether you operate under ISO 9001 or strict pharmaceutical regulations, you require documented testing procedures and an accepted calibration certificate.

Do you know how to apply metrological concepts, safety procedures and food and pharma standards to optimize your process?



Expertise

Ensure you receive training and consultation on measurement technology, regulations and applications.



Globally Traceable Certificates

With MiraCal™, our proprietary calibration software for weighing equipment, our certificates are globally traceable and compliant to local and global regulations and standards, such as ISO 17025, EURAMET, GLP / GMP, NIST Handbook 44 / OIML, and Measuring Instruments Directive (MID).



Accreditations

METTLER TOLEDO is accredited according to DIN ISO/IEC 17025:2018(2017) for the calibration of the measurands Non-Automatic Weighing Instruments (NAWI) and Tank scales (RapidCal).



Certified, Factory-Trained Technicians

Our highly skilled service technicians undergo comprehensive training and certification to provide expert and reliable services that ensures optimal performance and longevity of your device.



Online Procurement and Device Management

METTLER TOLEDO's Customer Portal offers you a state-of-the-art, web-based, self-service portal for online procurement, device management, and collaboration.



Data Integrity

For services where this offering is available, METTLER TOLEDO employees will conduct all activities related to the creation, transmission, storage and maintenance of data in a manner aligned with data integrity principles.



Consulting

Our globally recognized standard Good Weighing Practice™ (GWP®) can help with everything from selecting a single weighing device that meets your needs all the way through company-wide weighing quality assurance plans that will pass any audit.



Global Presence

One of the largest sales and service networks in the industry with our geographically-focused market organizations providing support and service offerings to different local user requirements.

A Complete Service Offering For the Entire Product Life Cycle

We support and service your equipment throughout its entire life cycle, from installation, preventive maintenance and calibration to equipment repair. Our experience across these areas ensures you receive high-quality service. Through efficient practices, we minimize costs throughout the service call – an important feature that distinguishes us from our competitors.

▶ www.mt.com/service

Lifetime Peak Performance

With METTLER TOLEDO, you selected the most precise and reliable equipment possible and we want to ensure your absolute satisfaction over the lifetime of your equipment. Discover more about our service expertise and the benefits we can provide to you through all stages of the product's life cycle.



Services at all Stages of your Product Life Cycle



Customer Portal: Online Procurement and Device Management

Equipment Selection

METTLER TOLEDO's GWP® Recommendation service helps you choose the right scale with accuracy that meets your process and quality requirements.

Installation and Qualification

Professional installation with METTLER TOLEDO's globally approved qualification protocol ensures that your device is up and running smoothly, right from the start.

Maintenance and Repair

Care contracts ensure continuous performance and maximum availability of equipment and software solutions. Keep maintenance budgets under control and get back up and running quickly in the unlikely event of a breakdown.

Calibration and Verification

To ensure accuracy over time, assess the performance of your device with the Accuracy Calibration Certificate (ACC).

- Proves that the device is fit-for-purpose with tolerance testing
- Specifies a risk-based routine testing and calibration plan with GWP® Verification

Training

Solid skills for equipment operations, quality assurance and maintenance are key to achieving maximum performance. Our comprehensive training courses provide you with these skills so you can use your equipment effectively on a day-to-day basis.

Remote Services

Trained and certified METTLER TOLEDO specialists ensure complete on- and off-site support over the entire product life cycle. Remote services empower you to manage equipment performance more efficiently and economically.

Installation and Extended Care

Ensure a Perfect Start

Our installation services ensure a seamless and efficient setup of your newly purchased scale. Our factory-trained service engineers install your instrument according to the manufacturer's requirements and carry out practical operator training. Safe, routine operation is ensured so you can meet quality and regulatory standards from the beginning.

► www.mt.com/service


METTLER TOLEDO Installation Packages

Professional installation services that include documentation based on your quality insurance requirements.




StarterPac

The StarterPac is designed for professional product installations and solid user familiarization in low-regulation or unregulated industries.



IPac

The IPac is designed for regulated industries with the need for ensuring that products are safe and of consistently high quality.



AccuracyPac

The AccuracyPac is designed to assure compliance and optimal performance with a risk-based routine test plan.



Benefits of Installation Packages

	StarterPac	IPac	AccuracyPac
Scale Selection			
GWP [®] Recommendation	●	●	●
Installation			
Installation and Setup Onsite	●	●	●
User Familiarization	●	●	●
Installation Qualification (IQ)	●	●	●
Operational Qualification (OQ)		●	●
Performance Qualification (PQ)		●	●
Maintenance Qualification (MQ)		●	●
Calibration and Routine Testing			
Accuracy Calibration Certificate (ACC) ¹	recommended	recommended	●
Process Tolerance Assessment: GWP [®] Certificate			●
Risk-based testing and calibration plan: GWP [®] Verification			●

¹ Available with accredited certificate ISO 17025

Extended Care – Reliable Results, Secured Uptime and Full Cost Control

The first year of equipment operation is essential to ensure ongoing performance. The Extended Care Program protects your investment beyond the limited scope of the legal warranty with regular testing and maintenance, priority on-site service and technical hotline assistance.

Coverage	Regular Warranty	ExtendedCare
Preventive Maintenance	12 months	24 months
Annual inspection and cleaning, annual performance tests to manufacturer standards, adjustments if necessary, replacement of worn-out parts		●
Coverage in Case of Technical Problems	12 months	24 months
First year of warranty, labor cost included		●
Intervention on-site	●	●
Additional year of warranty, priority for intervention, travel cost included, hotline technical assistance	Only for some equipment, mail-in otherwise	●
More Information	www.mt.com/service	

Equipment Qualification

Peace of Mind on Test Results

Our qualification services can help you go the extra mile to ensure your equipment is running optimally and in a safe and compliant manner. We also ensure your environment is suitable for the equipment's intended purpose and that operators are trained on equipment functions, cleaning procedures and basic diagnostics.

► www.mt.com/service

Professional Equipment Qualification Offers You:

- Documented performance through application of standardized calibration and performance verification procedures
- Cost savings in testing thanks to optimized qualification protocols
- Expert support for test development providing confidence that the equipment consistently performs according to process requirements
- Routine operational support protecting your investment and ensuring long-term data safety and full budget control
- Documentation of complete historical data set up on your equipment performance throughout the life cycle with globally accepted protocols

Compliance with Regulations

Our Equipment Qualification services help you to comply with quality requirements and achieve reliable performance following these qualification processes:



Installation Qualification (IQ) proves that all material has been provided as intended:

- Environmental conditions are suitable for the device.
- The supplied devices are complete.
- Installation was done properly.



Operational Qualification (OQ) proves that the installed device works as intended:

- Defined operational functionality according to system specifications.
- Qualification protocols were followed correctly.



Performance Qualification (PQ) provides:

- Comprehensive verification of equipment performance levels.
- Assistance for performing your own measurements.
- Regular examinations of your device's performance.
- Confidence about accuracy and reliability from the start.



Maintenance Qualification (MQ) provides:

- Definition of scope and intervals for preventive maintenance.
- Determination of calibration and verification intervals.
- Service regimen including all necessary measures and procedures to ensure optimal performance



Benefit from Qualification Services

With METTLER TOLEDO's equipment qualification services, you can be sure that your equipment consistently returns accurate and precise results in its dedicated working area.



Software Validation

Software validation service conducted by factory-trained service technicians provides evidence that all software requirements have been implemented correctly and completely, delivering traceable results according to your system's requirements.



Legal-For-Trade

All Legal-For-Trade weighing devices within the MID countries are initially calibrated to MID requirements using referenced test weight standards to specified tolerances.



Hazardous Inspection

Our certified technicians can inspect your equipment used in explosive environments to ensure safe and reliable operation and minimize the risk of accidents. We offer full documentation compliant with the IEC/ATEX 60079-17 standards.

Preventive Maintenance

For Proven Precision and Reliability

You need to rely on your equipment; it has to be fully operational and provide correct results at all times. Your processes, equipment and documentation also have to comply with regulations. METTLER TOLEDO offers various maintenance packages to fit your specific requirements, helping you reduce costs and offering peace of mind regarding measurement quality.

► www.mt.com/service

Protect Your Equipment Against Downtime

Our ComprehensiveCare Package ensures maximum uptime and optimum performance at a fixed price. It gives you privileged access to our extensive expertise by offering a single solution for maintenance, consulting and reliability with full budget control. The package offers:

- Equipment inspection to help avoid unexpected downtime
- Equipment testing that confirms accuracy to ensure optimum performance
- Preferred service intervention to eliminate wait time for repairs
- Labor and spare parts coverage to ensure full cost control



Consistent Accuracy and Reliability

Proactive maintenance keeps your equipment delivering accurate results and operating reliably, extending its lifespan and lowering your total cost of ownership,



Full Control of Your Assets

A pre-planned maintenance plan provides regular, scheduled service – at a time that works for you. By identifying and addressing potential issues early, it helps prevent failures and costly downtime.



Tailored To Your Needs

Depending on your industry and regulatory environment, we offer a selection of service contracts tailored to meet your specific equipment needs and regulatory requirements.

Benefits of Service Care Packages

	No Contract	BasicCare	StandardCare	ComprehensiveCare ExtendedCare	
Planned Preventive Maintenance (Proactively scheduled with a frequency according to your requirements)					
Performance	Planned Annual Inspection	☒	☑	☑	☑
	Functional and Operational Testing	☒	☑	☑	☑
	Proprietary Adjustment	☒	☑	☑	☑
	Preventive Maintenance Report ¹	☒	☑	☑	☑
	User Orientation	☒	☑	☑	☑
	Review of Firmware Version	☒	☑	☑	☑
	Travel Time for Planned Service ²	☒	☑	☑	☑
	Wear and Tear Parts ¹	☒	☒	%	☑
Repairs and Reactive Maintenance					
Uptime	Priority Intervention	☒	☑ ●	☑ ●●	☑ ●●●
	Service Level Agreement	Best Effort	<72 Hours	<48 Hours	Premium SLAs
	Repair Labor	☒	%	☑	☑
	Repair Parts ¹	☒	☒	%	☑
	Remote Virtual Support	☒	☒	☑	☑
	Technical Hotline ³	☒	☒	☑	☑
	Post-Repair Certification	☒	☒	☑	☑
	Travel Time for Unplanned Service ²	☒	☒	☑	☑
Equipment Replacement (At preferential rate if unrepairable)	☒	☒	☒	☑	
Device Management					
Expertise	Online Device Management Benefits	☒	☑	☑	☑
	Access to Historical Service Certificates	☒	☑	☑	☑
	Easy Access to Product Documentation	☒	☑	☑	☑
	Performance Level Asset Report	☒	☑	☑	☑
	Access to Online Training ¹	☒	☒	☑	☑
	Service Data Integrity Compliance ¹	☒	☒	☒	☑
Optional Services Added to Service Care Package according to your requirements and regulations					
Compliance	Calibration and Verification Planned & Managed	☒	●	●	●
	GxP – Good Measuring Practices Planned & Managed	☒	●	●	●
	Tailored On-Site User Training	☒	●	●	●

☑ Included ☒ Not included ● Optional (recommended) ● Priority level % Discounts available
¹ For applicable equipment ² Zone charges may apply ³ 24/7 for applicable equipment

Calibration and Verification Services

The Key to Compliance

METTLER TOLEDO Service knows what it takes to stay accurate and compliant. MiraCal+, the proprietary calibration and certification system of METTLER TOLEDO, provides total consistency by guiding our service technicians through globally applicable standard operating procedures. We offer a variety of calibrations, specialized calibration tools, and professional certificates to help you get accurate results and pass audits at all times.

▶ www.mt.com/service

Certificate and reports tailored to your needs:

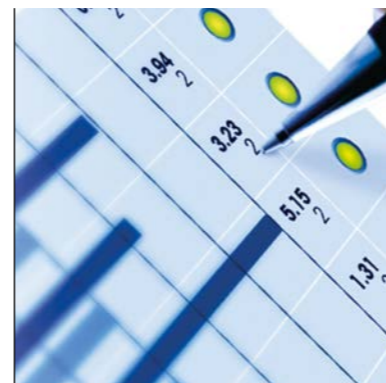
- Accuracy Calibration Certificate (ACC):**
 Determines the uncertainty of measurement-in-use with "As-Found" and "As-Left" statements. Available as ISO17025 accredited version in 30+ countries. Annexes available for interpretation of results.
- Comprehensive Test Report (CTR):**
 Confirms the weighing performance and eccentricity of your device. Annexes available for interpretation of results.
- Basic Test Report (BTR):**
 Confirms the weighing performance of your device.



Data Integrity
 For services where this offering is available, METTLER TOLEDO employees will conduct all activities related to the creation, transmission, storage and maintenance of data in a manner aligned with data integrity principles.



Optional Annexes
 Provide easy interpretation of testing results.
GWP® Certificate
 Use the full accuracy potential to reduce waste and improve quality and productivity
OIML / HB 44 Annex
 Comply with legal-for-trade requirements



Scale Verification
 GWP Verification provides you with all the details you need to ensure that your scale continues to meet your requirements over time. Includes a risk-based routine testing plan and calibration and service frequencies, providing you with regulatory compliant documentation to pass audits.

Benefits of Calibration Service

Certificate Element	Core Certificates			Annexes	
	ACC	CTR	BTR	GWP Certificate	OIML/HB44; Custom
Error of Indication	✓	✓	✓	✓	✓
As-Found and As-Left Measurements	✓	✓	✓	-	-
Eccentricity Test	✓	✓	✗	-	-
Repeatability Testing	✓	✓	✗	-	-
Measurement Uncertainty Calculation	✓	Optional	✗	-	-
Uncertainty-in-Use Formula Repair Labor	✓	✓	✗	-	-
Enhanced Graphical Elements	✓	✓	✗	-	-
Remote Virtual Support	✓	✓	✗	-	-
ISO/IEC 17025 Accreditation (30+ Countries)	Optional	✓	✗	-	-
Pass/Fail Statement to a Tolerance	-	-	-	✓	✓
Minimum Weight Determined	-	-	-	✓	✗
Fit-for-Purpose Check	-	-	-	✓	✗
Safe Weighing Range	-	-	-	✓	✗

- ✓ Included
- ✗ Not included



RapidCal™ Tank Scale Calibration

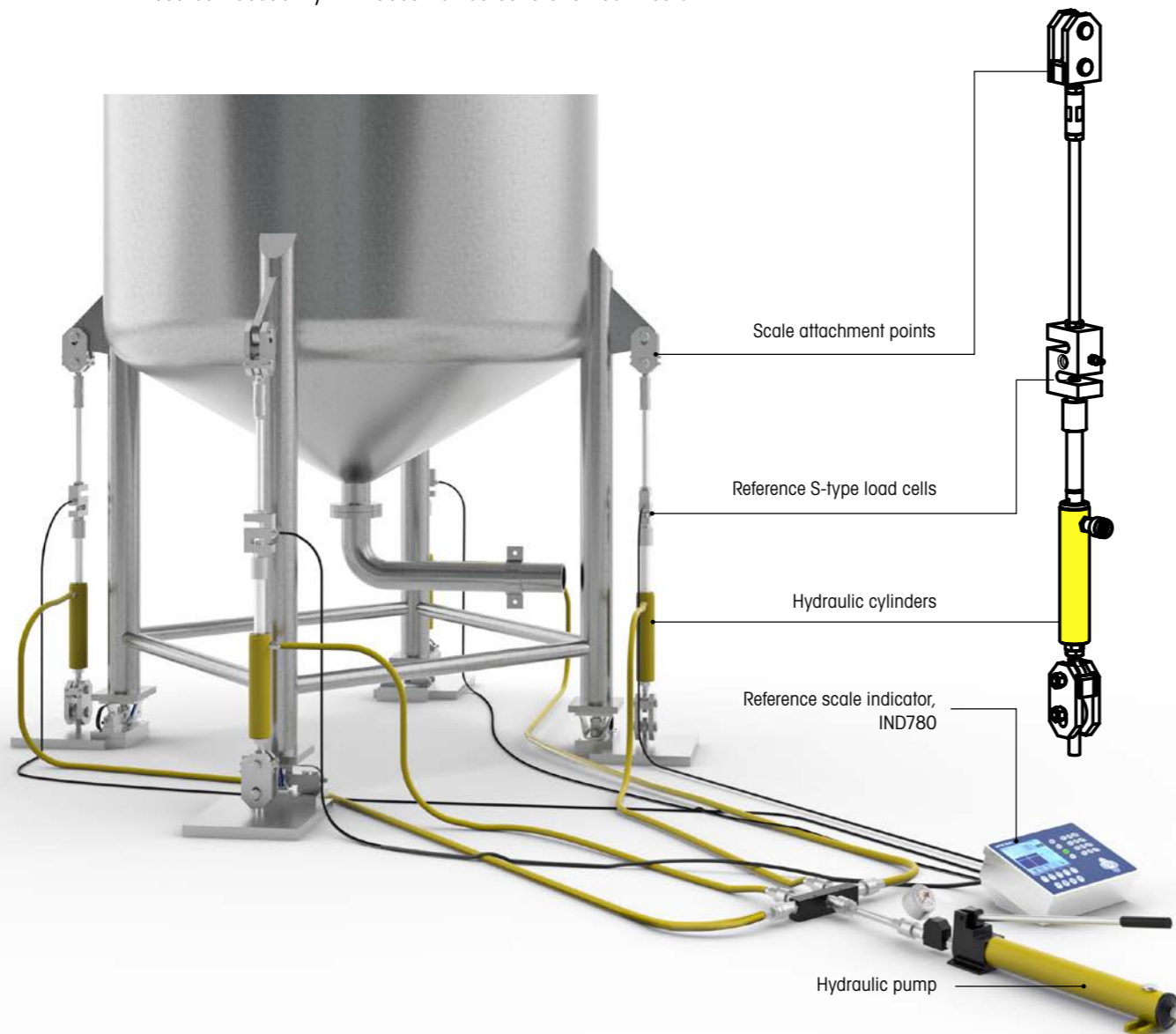
Maintain Accuracy for High-Capacity Scales

The new and innovative RapidCal™ calibration method from METTLER TOLEDO uses hydraulic equipment to apply downward force to the tank scale. It offers an economical and fast calibration that is accurate, traceable, and free of the need for test weights or purified liquids. This means less downtime when calibrating high-capacity tanks, reactors, hoppers, and silo scales with no risk of scale contamination.

► www.mt.com/ind-RapidCal

RapidCal Provides the Following Benefits Over Traditional Calibration Methods:

- Up to 3x faster than flowmeter or substitution calibration
- 0.1% reference system accuracy for tank scales with capacities between 1 t – 32 t
- No risk of tank contamination
- Assured traceability with documented calibration certificate



Faster Calibration Process
RapidCal equipment is highly portable and requires minimal preparation time and effort in use. Loading and calibration are done quickly, resulting in lower downtime for the overall calibration process. RapidCal allows you to get back to production quicker.



Regulatory Compliance
Currently available as ISO 17025 accredited calibration in the US, Canada, Germany (DAkkS), Austria, Malaysia, and Mexico for customers in highly regulated industries, such as food and pharmaceuticals.



Reduced Environmental Footprint
RapidCal requires no external material for calibration. This means that no water or material is introduced into your tank, removing the need for waste disposal and reducing overall water consumption.

Automatic Weighing Instruments Calibration for Optimized Performance

Your choice of METTLER TOLEDO Automatic Weighing Instruments (AWI) shows your strong commitment to reliable and accurate processes. METTLER TOLEDO supports you with comprehensive services and documentation to ensure your AWI's are calibrated and adjusted based on EURAMET Calibration Guide No. 26.

► www.mt.com/service

Calibrate AWICC

The accuracy of an Automatic Weighing Instrument can easily be taken for granted, but accuracy is crucial in all processes. METTLER TOLEDO supports you with comprehensive services and documentation to ensure your automatic weighing instruments are calibrated and adjusted based on our manufacturer process. Discover how implementing the recently released EURAMET Calibration Guideline, can help you ensure the accuracy and reproducibility of these important instruments so that you can optimize processing speed, profitability, and compliance.



Revenue Protection

Protect your revenue by eliminating wrongful weight back charges and inaccurate shipments.



Simplified Compliance

Ensure ISO9001 compliance with immediate access to the right documentation for internal or external auditors



Streamlined Results

Globally harmonized calibration procedures and easy to interpret, reliable results for streamlined system commissioning across sites worldwide.

Verification Services

Performance verification confirms that the system has been tested to ensure it meets your process requirements and verify there are no conspicuous variations which could indicate a problem or malfunction



Professional Installation and Training

Professional installation and set-up of your equipment by a highly skilled service technician ensures error-free operation from the beginning. Our experienced technicians can also provide your team with the skills to operate equipment with ease.



Preventive Maintenance

A scheduled maintenance program keeps equipment performing optimally. Periodic inspections by a trained technician help to prevent unplanned downtime, reduce repair costs and protect your budget.

Repair Coverage

Repair coverage is a pre-paid service plan which protects you from unbudgeted expense. If your equipment fails, we will respond and repair at no additional cost. Travel, labor and spare parts can also be included.

Servicing Your Vehicle Scale

Peak Performance at Your Weighbridge

METTLER TOLEDO Service enables smooth operation at your vehicle scale, providing budget control and helping to extend the life of your asset.

www.mt.com/veh-service

Vehicle Calibration Services

The accuracy of a vehicle scale can easily be taken for granted, but accuracy is crucial when buying or selling goods by weight. Profit margins, inventory levels, and quality management are all directly affected by the accuracy of the scale. All vehicle scales used for business transactions must be periodically calibrated and adjusted to ensure they weigh within legal accuracy tolerances, as the accuracy of many scales drift outside the specified ranges over time. With a Vehicle Scale Test Report, you can gain insight into your scale performance, as-found and as-left testing and service recommendations to increase the longevity of your system.



Quality Systems

Our quality control systems maintain repeatable results, allowing us to frequently collaborate with weights and measures entities to ensure weighing compliance with your equipment.



Specialized Tools

Calibrating a truck scale can be a time-consuming and costly process. We have tools which provide superior value to your calibration budget and an efficient service experience.



Boost Performance

Our calibration services go beyond keeping just within legal-for-trade tolerances. Our calibration procedures and cycles enable us to keep your scale accurate and profitable.


Warranty Coverage

Not all weighbridge warranties are created equal. It is critical to consider parts, labor, travel, calibration, environmental protection, stipulations, and more when exploring various warranty offerings.



Professional Installation

Efficient scale installation gives you full confidence in your equipment from day one. Our expert service technicians execute installation and functional testing, full system setup and calibration, setup of standard operating parameters, and user and maintenance familiarization. All installations ensure compliance with site, regulatory, and quality requirements.



Asset Maintenance

A regular maintenance schedule enables reliable performance, compliance, and budget protection. By gaining insight into your asset's performance, you can minimize unplanned downtime and maintenance expenses. Activities that extend the life of your scale include calibration, powerwashing, replacement of worn parts, and lubricating the load cells and receivers.



Performance Upgrades

Load cells, indicators, peripherals, and software upgrades enhance the accuracy, reliability, and functionality of your truck scale system beyond its current capabilities. With POWERCELL® upgrade and conversion kits, you can protect profitability and extend the life of your asset, all at a fraction of the cost of a new scale.

User Training and Application Support Confidence and Know-How

Get the most out of your equipment. Our comprehensive training courses provide you with all the skills you need to use your equipment effectively on a day-to-day basis. Profitability, compliance, and equipment longevity are fundamental to a company's success. At METTLER TOLEDO, we believe that training plays an integral part in sustaining this process and maximizing efficiency.

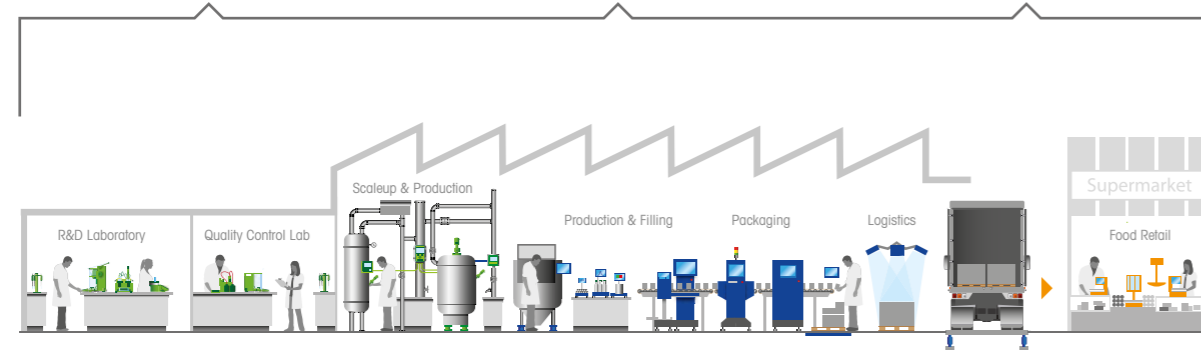
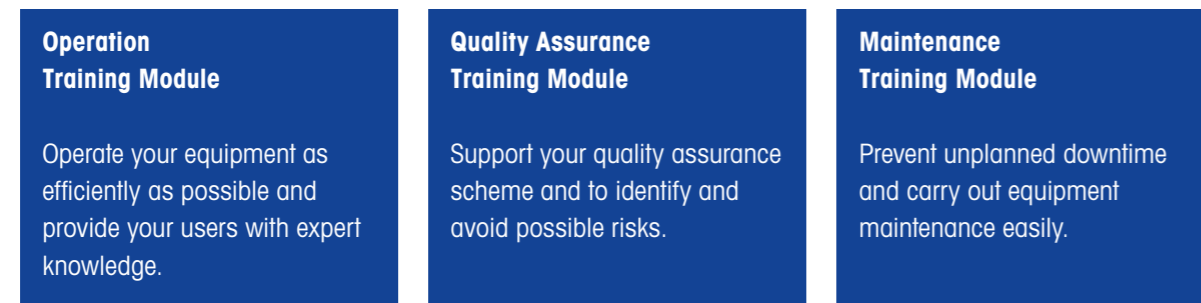
► www.mt.com/service

Training Tailored to Your Needs

Our experts have developed a range of different training modules for specific equipment types and audiences to help participants gain a comprehensive understanding of their instrument and keep their processes running at maximum performance.

Training Module Contents:

- General introduction and technical basics
- Functional hands-on training in operational area
- Practical tests on respective systems and processes



Customer Portal Self-Services and Device Transparency


The Customer Portal offers one platform for fast online purchasing, easy collaboration with your sales teams, and transparency on your installed devices.

► www.mt.com/CustomerPortal




Device Information and Management

Access an overview of all your installed devices with detailed information on last calibration dates and service contract coverage. Easily search your devices by using multiple filter options and download certificates and other audit-relevant data.



Online Purchasing and Self-Services

Browse products in your personalized catalog, view item availability and lead times and prices before you place your order. In your order history you find all information to track your orders or simply reorder from previous orders.



Easy Collaboration with your Sales Rep

Access all of your quotes online and use the portal to accept your quote and request an order or follow-up with your Sales Representative if you need adjustments. Track the quote status and see related transactions of your initial quote.

Uptime – Repair and Support

Rely on the Manufacturer's Competence

Your instruments are often subject to tough environments and high utilization in critical processes. Equipment uptime is crucial to productivity. When equipment fails, immediate action is required – either onsite or at our repair center.

▶ www.mt.com/service

METTLER TOLEDO Service provides fast intervention to minimize downtime using proprietary tools and safe and standardized work procedures. Our repair services help you restore your equipment and gain the uptime that is critical for your productivity.

- **Onsite repair** – Fast response times from a factory-trained and certified field force using proprietary tools and original spare parts.
- **Depot repair** – Fast turnaround times for cost-effective diagnostics and repair returning equipment to factory-specifications.



Remote Services

Remote services empower you to manage equipment performance more efficiently and economically. You gain:

- Quicker response to technical issues
- Increased equipment availability
- Remote diagnosis and repairs
- Product alert and alarm monitoring



Spare Parts and Kits

Our original spare parts and kits fulfill your highest expectations for quality. You can rely on our extensive inventory to meet your needs. You gain:

- Parts factory-tested to our specifications
- Most reliable parts available
- Continuous trouble-free operation
- Ensured ongoing compliance



Manufacturer's Competence

Certified METTLER TOLEDO service technicians perform fast, reliable repair services using advanced skills, tools and original spare parts. This ensures that:


- Diagnostics isolate the root error cause
- Problems are fixed correctly the first time
- Productivity is restored
- Right tools and parts are used for efficient and accurate repairs



“Fast reaction times, reliable service and highly competent technicians helped us reduce our costs significantly.”

Maximize the uptime of your equipment. METTLER TOLEDO offers you:

- ✓ The largest service force in the industry
- ✓ Fast response times
- ✓ Factory trained and certified engineers
- ✓ Proprietary tools and spare parts
- ✓ Testing to factory specifications



Test Weights

12

Unrivaled Expertise

To Meet Tough Requirements

308

Grip-Handle Test Weights from 1 kg to 50 kg

For Safe and Convenient Scale Testing

310

Cast Iron Weights from 50 kg to 5 t

Top Performance through Genius Design

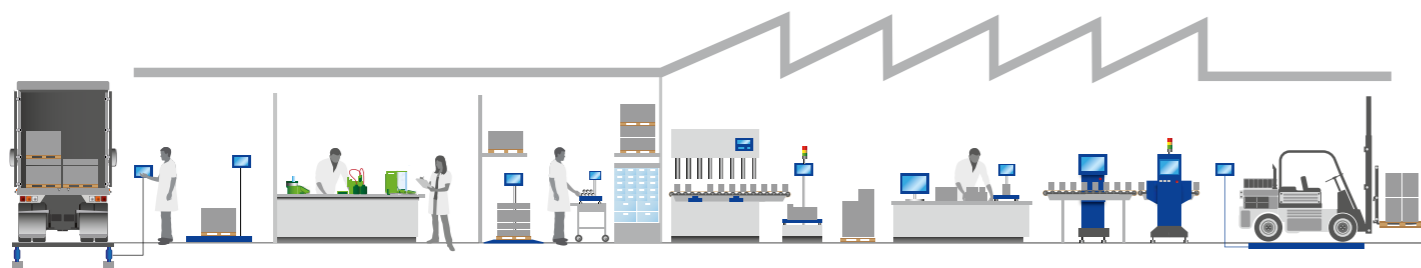
312

Heavy-Duty Stainless Steel Weights from 100 kg to 2 t

Meet Strict Industry Requirements

314

Our Solutions For Your Production



Unrivalled Expertise

To Meet Tough Requirements

METTLER TOLEDO is the world's leading precision instrument manufacturer. We supply innovative weight products and balance testing methods that move beyond current technology boundaries. Thanks to an established global network of accredited calibration laboratories, we also offer short turnaround for related calibration services. Our extensive portfolio covers weights from 0.05 mg to 5 tons in all accuracy classes and includes a variety of shapes for nearly any testing application.

▶ www.mt.com/weights

From Micrograms to Tons



Calibration and Testing

- Calibration and testing support from the world's leading precision instrument manufacturer
- Innovative weight products and balance-testing methods
- Established network of accredited calibration laboratories



CarePacs®

- Manufacturer recommended weight sets with two selected weights for testing balance weighing ranges up to 8 kg
- Easy and quick to use testing approach supported by manufacturer SOPs
- Test against process tolerances as low as 0.03%



Industrial Weights

- 1 kg – 5 tons, OIML Classes F1 – M3
- Stackable heavy capacity cast iron weights for safe stacking and handling
- Stainless steel grip handle weights are available for the highest quality requirements in regulated industries



Grip-Handle and Heavy Capacity Weights

For Safe and Efficient Scale Testing

As with laboratory balances, industrial scales and weighing platforms are also subject to regulations that ensure measurements are reliable and meet legal requirements. Regular testing with adequate test weights is essential. METTLER TOLEDO's grip-handle and heavy capacity weights are suitable for any application in all types of industrial environments. Choose the weight that best suits your needs out of our wide range of stainless steel and coated cast iron weights from a nominal value of 1 kg up to 5,000 kg. To gain traceability, documented weight calibration results are delivered in calibration certificates with details of conventional mass correction, uncertainty and traceability according to ISO/IEC 17025.




Grip-Handle Test Weights

For Safe and Convenient Scale Testing


While traditional knob weights do not allow safe stacking, cylindrical and rectangular weights assure better safety – an important aspect when testing higher-capacity balances. Grip-handle weights are available for multiple applications and environments. Choose between polished, glass bead blasted or painted weights for applications in wet, dusty, harsh or clean-room areas.

▶ www.mt.com/industrial-weights



Select the Right Weights

Do you know which test weights match your measuring, compliance and quality requirements? If not, request a free GWP® Recommendation and Sample Verification which will give you the right weight class, calibration and routine testing frequencies with test SOPs that allow you to pass any audit.



▶ www.mt.com/GWP-recommendation

	OIML F1 Stainless Steel		OIML F2, M1 Stainless Steel		OIML M1 Stainless Steel		OIML M1–M3 Cast Iron	
	Perfect to satisfy the highest requirements in regulated industries		Special design ensures safe stacking and flexible loading		Designed for heavy-duty operation in harsh conditions		An economic approach for general industrial applications	
Suitable For	Official bodies, regulated and hygienically sensitive areas (e.g. GFSI, BRC, or FDA compliant)		Frequent and/or heavy duty use, all industrial areas (e.g. GFSI, BRC, or FDA compliant)		Frequent and/or heavy duty use, all industrial areas (e.g. GFSI, BRC, or FDA compliant)		Use in non-regulated and/or harsh environmental areas	
Long-Term Stability	★★★★★	High gloss polishing Forged stainless steel	★★★★☆	Fine-turned surface	★★★★☆	Glass bead blasted and passivated surface	★★★☆☆	Two-component coating
Handling Safety	★★★★☆	Sturdy aluminum carrying box included	★★★★★	Centering rim on top prevents weights from falling off the stack	★★★★☆	Rectangular design Flat top and bottom surface	★★★★☆	Milled flat top surface for easy and secure stacking
Target Load Flexibility	★★★☆☆	Rectangular design Flat top and bottom surface	★★★★★	Dedicated carrier for safe accumulation up to 200 kg	★★★★☆	Dedicated carrier for safe accumulation up to 500 kg	★★★★☆	Dedicated carrier for safe accumulation up to 500 kg
Nominal Value (kg)	1, 2, 5, 10 and 20		5, 10, 20 and 50		1, 2, 5, 10 and 20		5, 10, 20 and 50	
Tolerance MPE	OIML class F ₁		OIML class F ₂ , M ₁		OIML class M ₁		OIML class M ₁ , M ₂ , M ₃	
Calibration Certificate	Yes		Yes		Yes		Yes	
Material, Grade	Stainless steel, SS 304		Stainless steel, SS 303		Stainless steel, SS 304		Cast iron, EN-GJL-HB200	
Density ρ	7,900 kg/m³ ± 140 kg/m³		7,900 kg/m³ ± 140 kg/m³		7,900 kg/m³ ± 140 kg/m³		7,200 kg/m³ ± 600 kg/m³	
Susceptibility x	< 0.2		< 0.8		< 0.8		–	
Surface	High-gloss finish		Precision-turned finish		Glass-bead blasted, passivated		Painted (two-component coating) M ₁ : Pantone 648 C, M ₂ : Pantone 647 C, M ₃ : Pantone 646 C	
Adjusting Cavity	According OIML, Type 1 (Screwed sealing plug; Stainless steel)		According OIML, Type 1 (Sealing plug; tin)		According OIML, Type 1 (Sealing plug; aluminum)		According OIML, Type 2 (Sealing plug; aluminum)	
Accessories	Included: • Lockable aluminum box and nylon gloves		On request: • Plastic box • Weight carrier - Nominal value 40 kg - Stacking up to 200 kg (8 x 20 kg)		On request: • Aluminum box		On request: • Aluminum box	

Requirement fulfillment scoring: ★★★★★ very good ★★★☆☆ good ★★★★★ fair ★★★☆☆ limited ★☆☆☆☆ none


Cast Iron Weights

Top Performance through Genius Design

From many years of experience, METTLER TOLEDO knows that handling heavy capacity weights to test scales always poses certain risks. To minimize manual handling, METTLER TOLEDO has designed weights that enable safe lifting, including four-side and top access by fork lifts, cranes and hoists. This helps with safe operation and limits unnecessary costs. Your personal safety is our priority.

► www.mt.com/industrial-weights

Swiss-engineered evaporative-pattern casting technology leads to smoother surfaces than ever before. A two-component coating rejects dust and dirt and protects the weight from corrosion and scratches.




Safe Stacking

Our innovative design approach allows combining and stacking weights of different sizes. For crane lifting, straps are looped through handles-making it a "fail-safe" system.



Safe Moving and Handling

Weight dimensions fit all common pallet jacks and fork lifts and allow access from all sides. Heavy-duty, stainless steel handles facilitate the lifting of single weights or stacks by hoists and cranes.



A Cost-Cutting Approach

Weights are designed to fit on standard pick-up trucks or trailers. Lower maintenance and gas costs compared to a full-size commercial truck result in economic benefits.

Technical Specifications

Nominal Value (kg)	50, 100, 200, 500, 1,000, 2,000, 5,000
Tolerance	OIML class M1 (acc. to OIML R111-1:2004)
Calibration Certificate	50 - 2000 (COFRAC)
Material Weight	Cast iron: EN-GJL-HB200, reg. DIN EN 1561
Material Handle	Stainless steel
Density Weight	7,200 kg/m ³ ± 600 kg/m ³
Polarization µm	< 250 µT
Surface	Painted (Pantone 648 C) Two-component coating
Accessories	PVC cover included, lifting straps on request



Heavy-Duty Stainless Steel Weights Meet Strict Industry Requirements

If greater measurement accuracy or environmental compatibility are requested, as is often the case in regulated industries or testing labs, stainless steel weights are preferred. METTLER TOLEDO's heavy-capacity stainless steel weights satisfy the maximum permissible error standards for OIML classes F1 and F2 and are available in rectangular or cylindrical shapes from 100 kg up to 2,000 kg.

► www.mt.com/industrial-weights



Top Quality
METTLER TOLEDO puts the highest demands on the quality of its products. Each step in production is strictly controlled, from the original steel billet to the finished weight.



Impeccable Finish
A mirror-polished surface makes the weights easy to clean and provides the best possible corrosion resistance. This ensures near-perfect stability over the weight's life span.



Laser Markings
The high-specification polished stainless steel surface is marked in accordance with OIML guidelines using the latest laser technology. Customer-defined marking is also available.

Technical Specifications

	100 kg	200 kg	500 kg	1,000 kg	2,000 kg
Shape (cylindrical)	C	C	C	C	C
Tolerance	OIML cl. F ₁ , F ₂ (acc. To OIML R111-1:2004)				
Calibration Certificate	Yes (COFRAC)				
Material	Stainless steel				
Density ρ	7,900 kg/m ³ ± 140 kg/m ³				
Susceptibility χ	< 0.2				
Polarization μOM	< 25 μT				
Surface	High-gloss finish				
Adjusting Cavity	Yes				
Accessories	Cylindrical: Aluminum box included				



Expertise Library

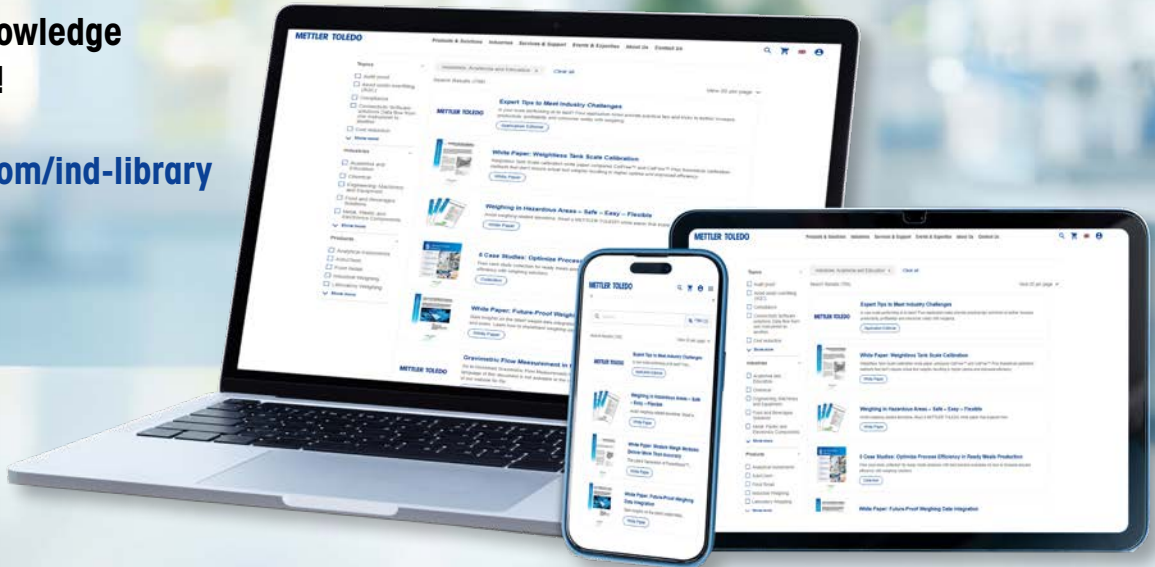
Tools for Effective Solutions

Whether you are new to your industry or role, or the most senior person at your operation, there is always an opportunity to learn. Our expertise library provides know-how specific to your industry or application, including:

- Guides
- Videos
- Product Brochures
- Webinars
- Case Studies
- Free Posters
- Infographics
- Technical Specifications
- And more!

Visit your knowledge center today!

► www.mt.com/ind-library



www.mt.com/industrial

Visit for more information

METTLER TOLEDO Group
Industrial Division
Local contact: www.mt.com/contacts

Subject to technical changes
©01/2026 METTLER TOLEDO. All rights reserved
Document No. 44099957 I
MarCom Industrial (SD)